

# Ryedale Adult Social Care Profile

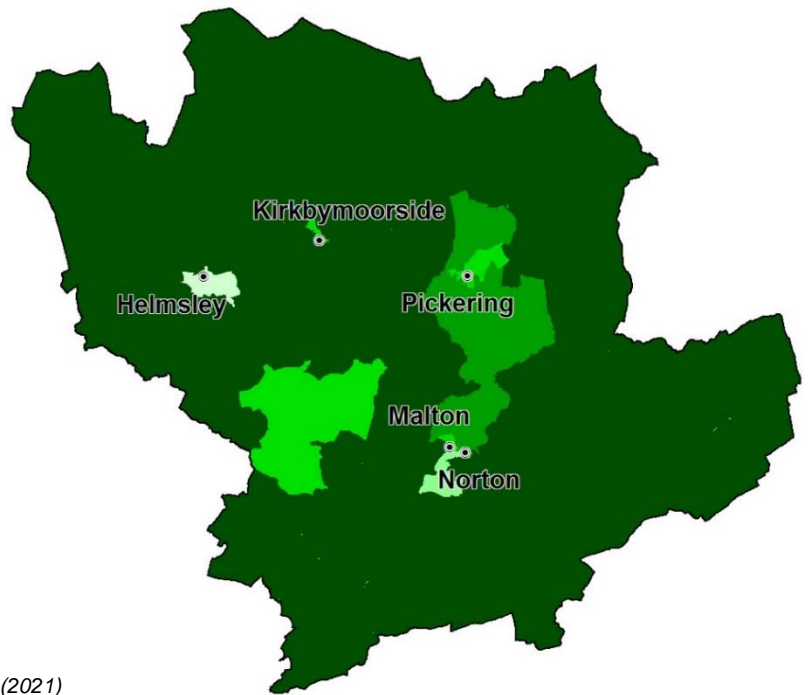
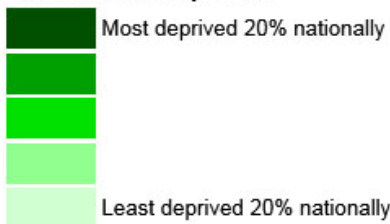
## Population

### Geographical Barriers to Services

Part of the Indices of Deprivation 2019, the Geographical Barriers to Service sub-domain ranks all Lower Super Output Areas (LSOAs) in England in terms of road distances to services including a GP surgery, supermarket or convenience store, primary school and post office.

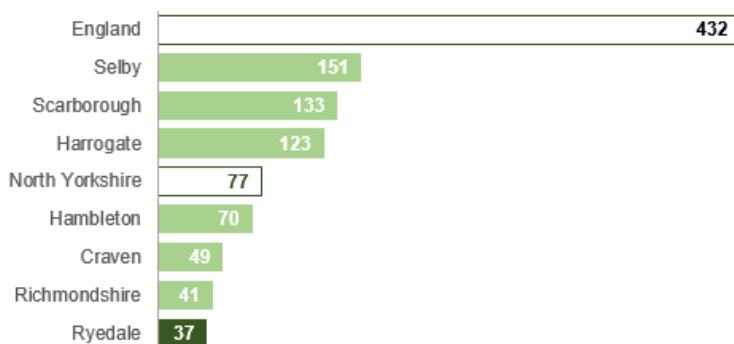
Large areas of North Yorkshire are covered by LSOAs within the most deprived 20% in England for this measure.

#### LSOA national quintile



Ordnance Survey Map Data: © Crown Copyright. 100017946. (2021)

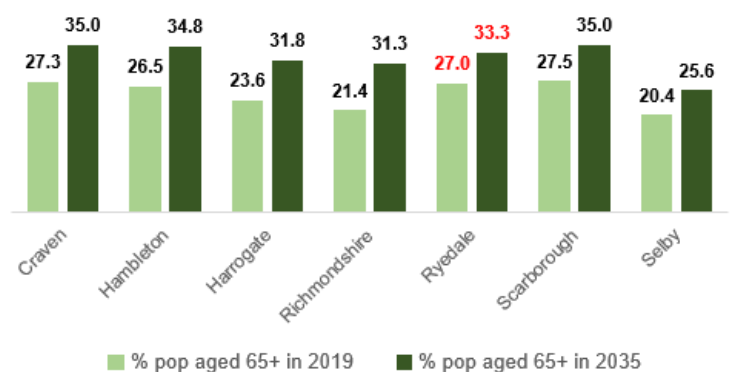
#### Population density (people per sq km, ONS MYE 2019)



- Population density is the lowest of all North Yorkshire districts and considerably lower than that of England overall.
- Outside of the market towns much of the district is covered by areas which fall within the 20% most deprived neighbourhoods (LSOAs) in England in terms of Geographical Barriers to Services. 57.7% of the population live in these very rural areas.
- The LSOA which covers the Dales ward is the most deprived in England for Geographical Barriers to Services.
- 33.3% of the LSOAs in Ryedale are within the 10% most deprived in North Yorkshire for this indicator – the highest of any district in the county.

- 27.0% of the population are aged 65+, higher than the national average (18.4%) and higher than the North Yorkshire average (24.7%).
- This is expected to increase to 33.3% by 2035, a slower rate of increase than the county average, which is expected to reach 32.2% for North Yorkshire as a whole.
- Life expectancy at birth is 80.7 years for males and 85.6 years for females, 0.1 and 1.2 years longer than the North Yorkshire averages respectively.

#### % population aged 65+ in 2019 and 2035



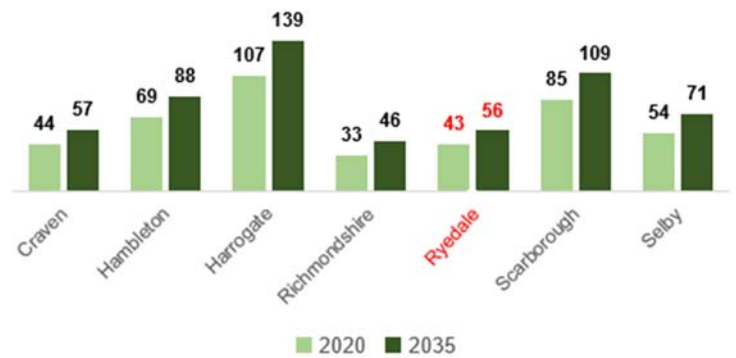
Source: ONS 2019 population estimates & 2018-based population projections; PHOF life expectancy

## Health

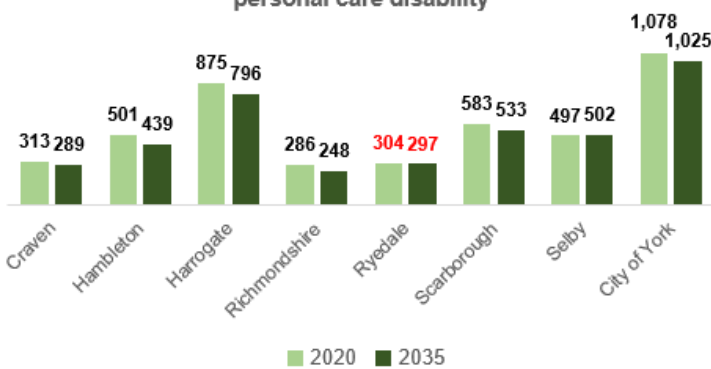
- 167 people aged 18-64 are thought to have a moderate or severe learning disability in 2020.
- This is expected to increase to 170 by 2035
- For those aged 65+ the number is expected to increase from 43 to 56 people over the same period.
- These figures are based on national rates applied to the population of the district.
- 105 people have an open service with a Primary Support Reason (PSR) of Learning Disability (Q4 2020/2021).

Source: POPPI & PANSI

People aged 65+ predicted to have a moderate or severe learning disability in 2020 and in 2035



People aged 18-64 predicted to have a serious personal care disability



- 304 people aged 18-64 have a serious personal care disability in 2020. This is expected to reduce to 297 people by 2035.
- These figures are based on national rates from PANSI which have been applied to the population of the district.
- 324 clients have a PSR of either physical or sensory support (Q4 2020/21).
- Of those, 269 are for Personal Care. A further 44 are for Access and Mobility Only and an additional 11 are for Sensory Support.

- 55.4% of dementia cases aged 65 and over are estimated to have been diagnosed (PHE, 2020).
- This is the second lowest diagnosis rate in North Yorkshire and lower than the national average.
- The number of people aged 65+ with dementia is predicted to increase from 1,062 in 2020 to 1,523 by 2035 (POPPI).
- 55 clients have a recorded health condition of dementia, 21 of which are in permanent placements (Q4 2020/21, LLA).
- 39 providers are currently approved to provide dementia care across the Scarborough, Whitby & Ryedale locality (Q4 2020/21).

Dementia diagnosis rate (age 65+), 2020 (% of estimated cases)

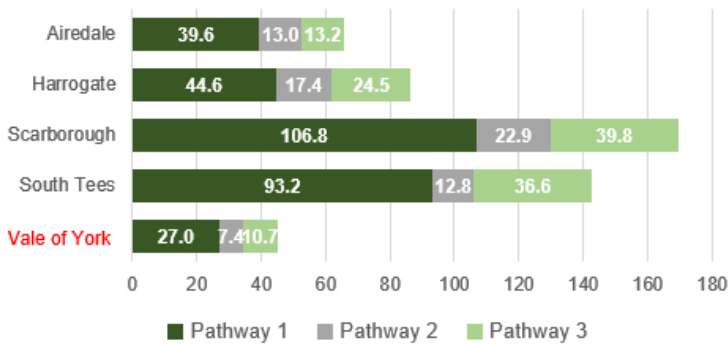


## Public Health England Profile - key issues for adult social care

- Of those aged 17+ with diabetes 67.7% are estimated to have been diagnosed. This is significantly below the national average (78.0%) in 2018.
- For more details see the [Ryedale Health Profile](#) from Public Health England.

## Hospital discharges

Hospital discharge pathways (rate per 10,000 adults) by Command Centre 2020/21



- 27.0 people per 10,000 adults were discharged from hospital to home with social care input across the Vale of York Command Centre area in 2020/21, on the Home First Pathway 1. This is the lowest rate in North Yorkshire.
- This rate equates to 391 clients
- A further 107 people were discharged to a short-term, bed-based setting (Pathway 2) while 155 were discharged to a care setting to meet complex needs (Pathway 3).

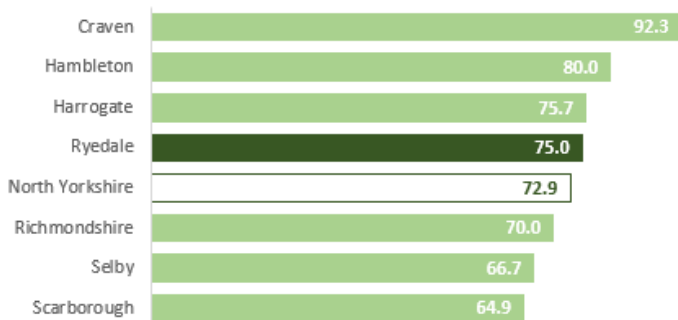
## Provision

- 14 approved residential and nursing care providers operate with the Ryedale district.
- 85.7% of those providers who have received a CQC rating were rated good or outstanding Q4 2020/21. This is higher than the county average (82.7%).

% Residential & nursing locations rated Good or Outstanding (Q4 2020/21)



% Domiciliary care providers rated Good or Outstanding (Q4 2020/21)



- 16 approved domiciliary care providers operate with Ryedale district.
- 75.0% of those providers who have received a CQC rating were rated good or outstanding in Q4 2020/21. This is higher than the North Yorkshire average (72.9%).


- There are 12 residential homes (268 beds) and 2 nursing homes (109 beds) across Ryedale (Q4 2020/21).
- Across the Scarborough, Whitby & Ryedale locality residential homes have an occupancy rate of 94% (57 vacancies) while nursing homes have an occupancy rate of 90% (47 vacancies) in Q4 2020/21.
- The number of people aged 65+ living in a care home with or without nursing is projected to increase from 361 in 2020 to 575 by 2035, a 59.3% increase (POPPI), higher than the county average (54.1%).

Predicted % increase 2020-35 in people aged 65+ living in a care home with or without nursing (POPPI)



## Services

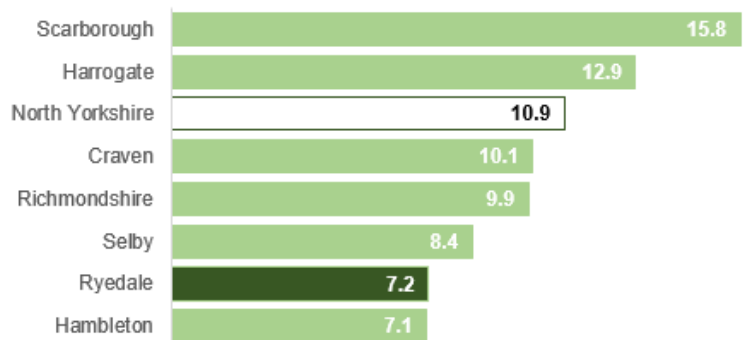
Open weekly services per 1,000 pop aged 65+ (Q4 2020/21)



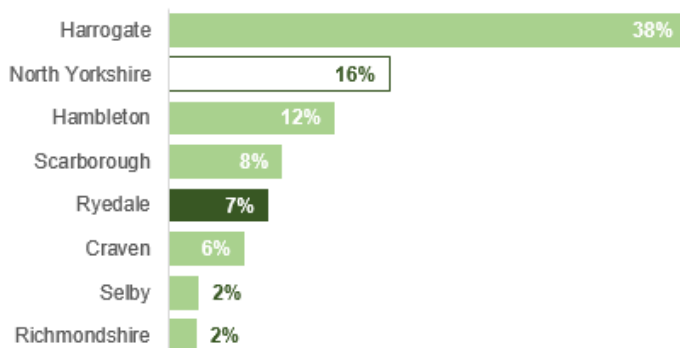
- 23.3 people per 1,000 aged 65+ receive a service in Q4 2020/21, lower than the county average (28.1) and the lowest rate in North Yorkshire.
- This equates to 349 people accessing care.
- The rate increases to 41.1 at age 75+ and to 89.9 at age 85+, all of which are considerably lower than the county average.
- There are 54.0 domiciliary care cases per 10,000 adults, lower than the North Yorkshire average of 55.3.
- There are 6 unsourced domiciliary care packages in the Scarborough, Whitby & Ryedale locality in Q4 2020/21. Across the county 35 packages are unsourced.

- 7.2 people per 1,000 aged 65+ are in local authority funded residential or nursing care placements.
- This is considerably lower than the county average rate (10.9).
- Clients with a PSR of 'Physical Support' make up 68.7% of those in residential & nursing placements, higher than the county average (59.0%).
- 0.9% of residential & nursing clients have a PSR of 'social support'. This is lower than the county average (1.4%).

Persons per 1,000 aged 65+ in residential & nursing care (Q4 2020/21)



Residential & nursing placements over £1k for ages 65+ (Q4 2020/21)



- 7% of residential & nursing places for ages 65+ cost in excess of £1,000 per week, substantially fewer than the county average (16%).
- 17% of residential placements are in excess of £1,000. This is below the county average (23%).
- 5% of nursing placements are in excess of £1,000, amongst the lowest levels in North Yorkshire, which average 13% across the county (LAA, Q4 2020/21).
- The average duration of residential / nursing services is 2.8 years during Q4 2020/21. This is shorter than the county average (3.2 years).

Produced by Strategy and Performance, Health & Adult Services, NYCC – June 2021