

Scarborough Adult Social Care Profile

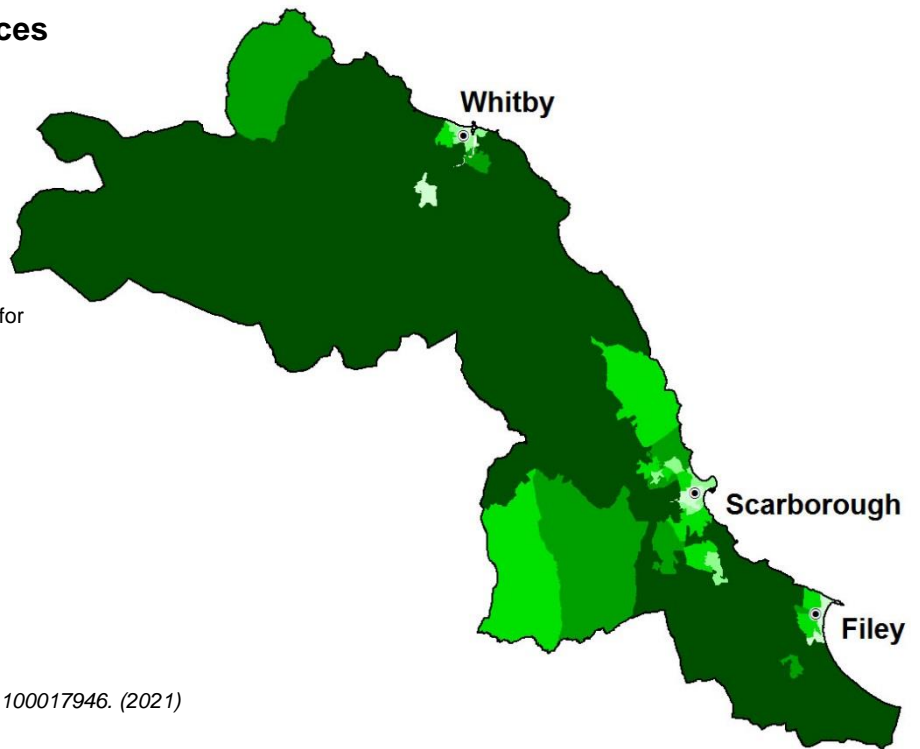
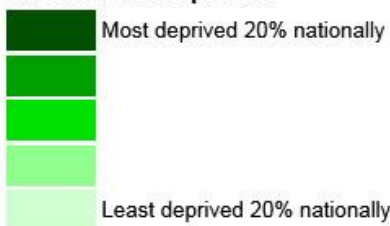
Population

Geographical Barriers to Services

Part of the Indices of Deprivation 2019, the Geographical Barriers to Service sub-domain ranks all Lower Super Output Areas (LSOAs) in England in terms of road distances to services including a GP surgery, supermarket or convenience store, primary school and post office.

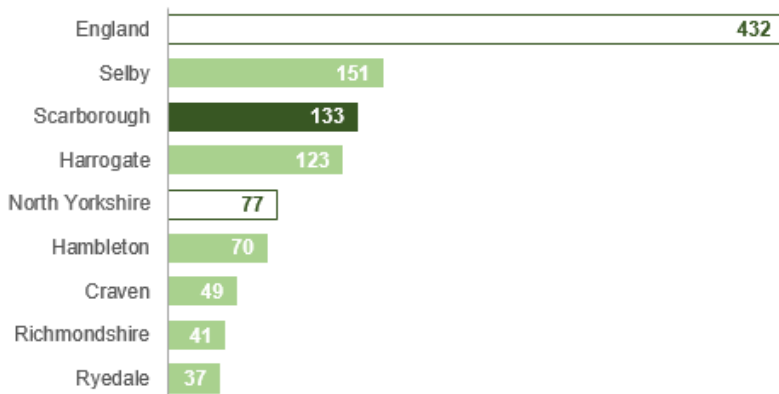
Large areas of North Yorkshire are covered by LSOAs within the most deprived 20% in England for this measure.

LSOA national quintile



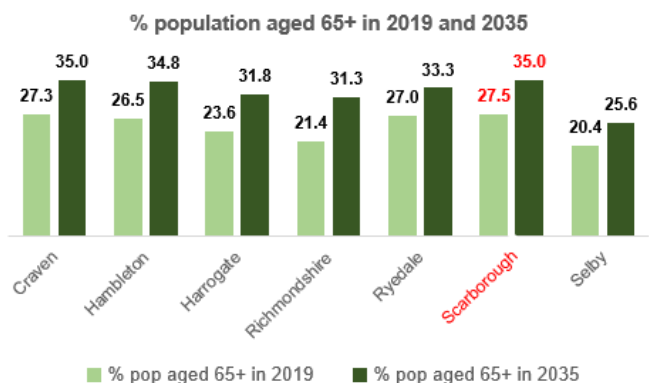
Ordnance Survey Map Data: © Crown Copyright. 100017946. (2021)

Population density (people per sq km, ONS MYE 2019)



- Population density is higher than the North Yorkshire average but considerably lower than that of England overall.
- Outside of the main towns of Scarborough, Whitby and Filey much of the district is covered by areas which fall within the 20% most deprived neighbourhoods (Lower Super Output Areas) in England in terms of Geographical Barriers to Services. 26.1% of the population live in these very rural areas.
- 1.4% of the LSOAs in Scarborough are within the 10% most deprived in North Yorkshire for this indicator.

- 27.5% of the population are aged 65+, higher than the national average (18.4%) and higher than the North Yorkshire average (24.7%).
- This is expected to increase to 35.0% by 2035 while for North Yorkshire as a whole the proportion is expected to increase to 32.2%.
- Life expectancy at birth is 78.1 years for males and 82.6 years for females, 2.6 and 1.6 years shorter than the North Yorkshire averages respectively.

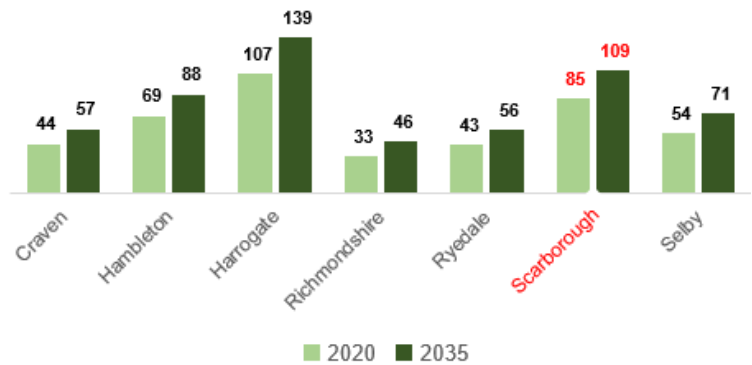


Source: ONS 2019 population estimates & 2018-based population projections; PHOF life expectancy

Health

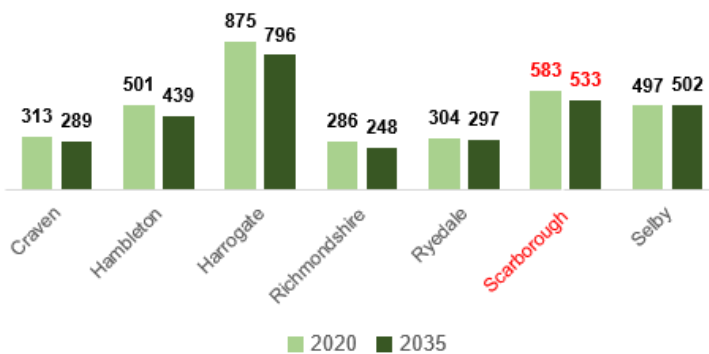
- 324 people aged 18-64 are thought to have a moderate or severe learning disability in 2020.
- This is expected to fall to 312 by 2035.
- For those aged 65+ the number is expected to increase from 85 to 109 people over the same period.
- These figures are based on national rates applied to the population of the district.
- 410 people have an open service with a Primary Support Reason (PSR) of Learning Disability (Q4 2020/21).

People aged 65+ predicted to have a moderate or severe learning disability in 2020 and in 2035



Source: POPPI & PANSI


Population aged 18-64 predicted to have a serious personal care disability



- 583 people aged 18-64 have a serious personal care disability in 2020. This is expected to fall to 533 people by 2035.
- These figures are based on national rates from PANSI which have been applied to the population of the district.
- 972 clients have a PSR of either physical or sensory support (Q4 2020/21).
- Of those, 876 are for Personal Care. A further 69 are for Access and Mobility Only and an additional 27 are for Sensory Support.

- 55.2% of dementia cases aged 65+ are estimated to have been diagnosed (PHE, 2020).
- This is below the national and North Yorkshire averages and is the lowest rate in the county.
- The number of people aged 65+ with dementia is expected to increase from 2,077 in 2020 to 2,934 by 2035 (POPPI).
- 241 clients have a recorded health condition of dementia, 165 of whom are in permanent placements (Q4 2020/21, LLA).
- 38 providers are currently approved to provide dementia care across the Scarborough, Whitby & Ryedale locality (Q4 2020/21).

Dementia diagnosis rate (age 65+), 2020 (% of estimated cases)

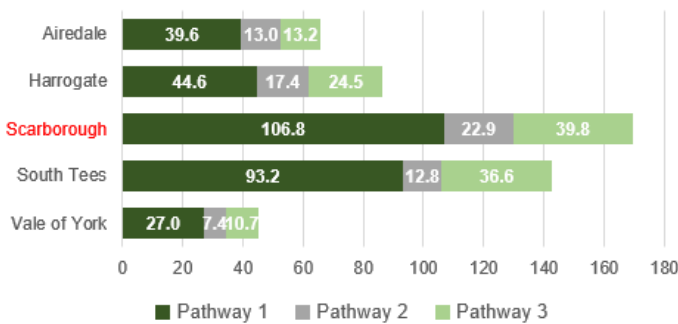


Public Health England Profile - key issues for adult social care

- Of those aged 17+ with diabetes, 71.2% are estimated to have been diagnosed. This is significantly below the national average (78.0%) in 2018.
- The suicide rate was 16.0 per 100k aged 10+ (2017-19) – above the North Yorkshire average (12.3)
- For more details see the [Scarborough Health Profile](#) from Public Health England.

Hospital Discharges

Hospital discharge pathways (rate per 10,000 adults) by Command Centre 2020/21



- 106.8 people per 10,000 adults were discharged from hospital to home with social care input in the Scarborough Command Centre area in 2020/21, on the Home First Pathway 1.
- This equates to 953 clients - the largest number and the highest rate in North Yorkshire.
- A further 204 people were discharged to a short-term, bed-based setting (Pathway 2) while 355 were discharged to a care setting to meet complex needs (Pathway 3).

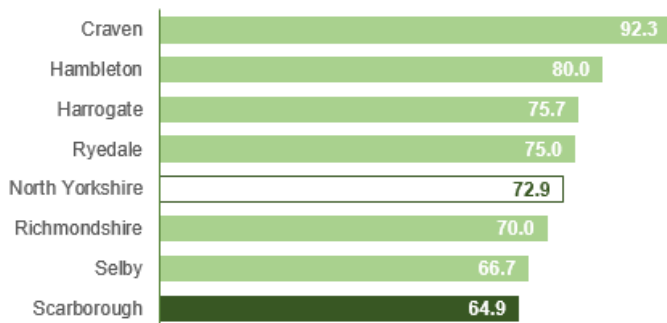
Provision

- 55 approved residential and nursing care providers operate with Scarborough district.
- 83.3% of those providers who have received a CQC rating were rated good or outstanding Q4 2020/21. This is slightly lower than the county average (83.7%).

% Residential & nursing locations rated Good or Outstanding (Q4 2020/21)



% Domiciliary care providers rated Good or Outstanding (Q4 2020/21)



- 32 approved domiciliary care providers operate within Scarborough district
- 64.9% of those providers who have received a CQC rating were rated good or outstanding in Q4 2020/21. This is the lowest rate in North Yorkshire and considerably lower than the county average (72.9%).

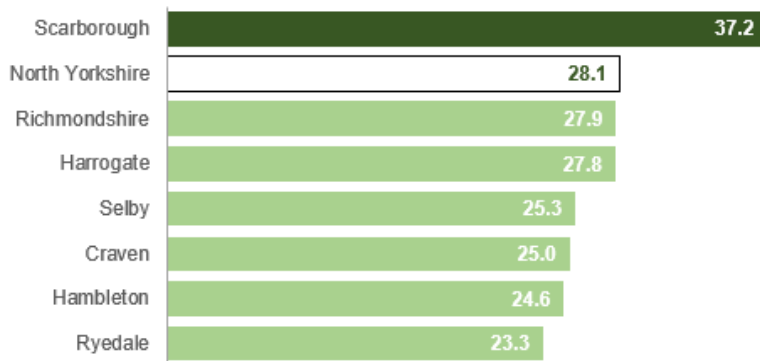
- There are 42 residential homes (898 beds) and 13 nursing homes (457 beds) across Scarborough district (Q4 2020/21).
- Across the Scarborough, Whitby & Ryedale locality residential homes have an occupancy rate of 95% (55 vacancies) while nursing homes have an occupancy rate of 91% (48 vacancies) in Q4 2020/21.
- The number of people aged 65+ living in a care home with or without nursing is projected to increase from 995 in 2020 to 1,460 by 2035, a 46.7% increase (POPPI), the lowest rate of increase in the county.

Predicted % increase 2020-35 in people aged 65+ living in a care home with or without nursing (POPPI)



Services

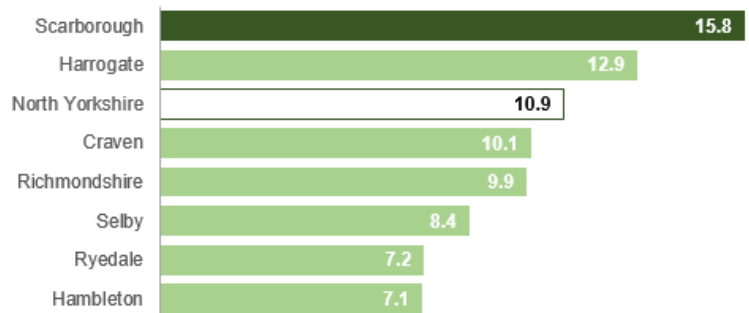
Open weekly services per 1,000 pop aged 65+ (Q4 2020)



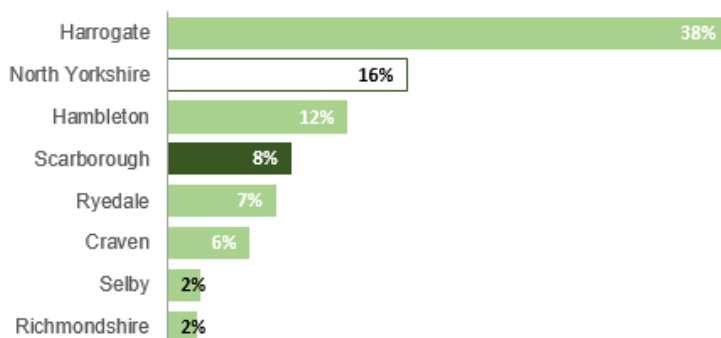
- 37.2 people per 1,000 aged 65+ receive a service in Q4 2020/21, the highest rate in the county.
- This equates to 1,115 people accessing care.
- The rate increases to 62.9 at age 75+ and to 126.0 at age 85+, all of which are the highest rates in the county.
- There are 81.1 domiciliary care cases per 10,000 adults, the highest rate in the county and considerably higher than the North Yorkshire average of 55.3.
- There are 6 unsourced domiciliary care packages in the Scarborough, Whitby & Ryedale locality in Q4 2020/21. Across the county 35 packages are unsourced.

- 15.8 people per 1,000 aged 65+ are in local authority funded residential or nursing care placements.
- This is the highest rate in North Yorkshire and considerably above the county average (10.9).
- Clients with a PSR of 'Physical Support' make up 59.5% of those in residential & nursing placements, in line with the county average (59.0%).
- 2.5% of residential & nursing clients have a PSR of 'social support'. This is considerably higher than the county average (1.4%).

Persons per 1,000 aged 65+ in residential & nursing care (Q4 2020/21)



Residential & nursing placements over £1k for ages 65+ (Q4 2020/21)



- 8% of residential & nursing places for ages 65+ cost in excess of £1,000 per week, substantially fewer than the county average (16%).
- 20% of residential placements are in excess of £1,000. This is below the county average (23%).
- 5% of nursing placements are in excess of £1,000, amongst the lowest levels in North Yorkshire, which average 13% across the county (LAA, Q4 2020/21).
- The average duration of residential / nursing services is 3.2 years during Q4 2020/21, in line with the county average (3.2 years).

Produced by Strategy and Performance, Health & Adult Services, NYCC – June 2021