

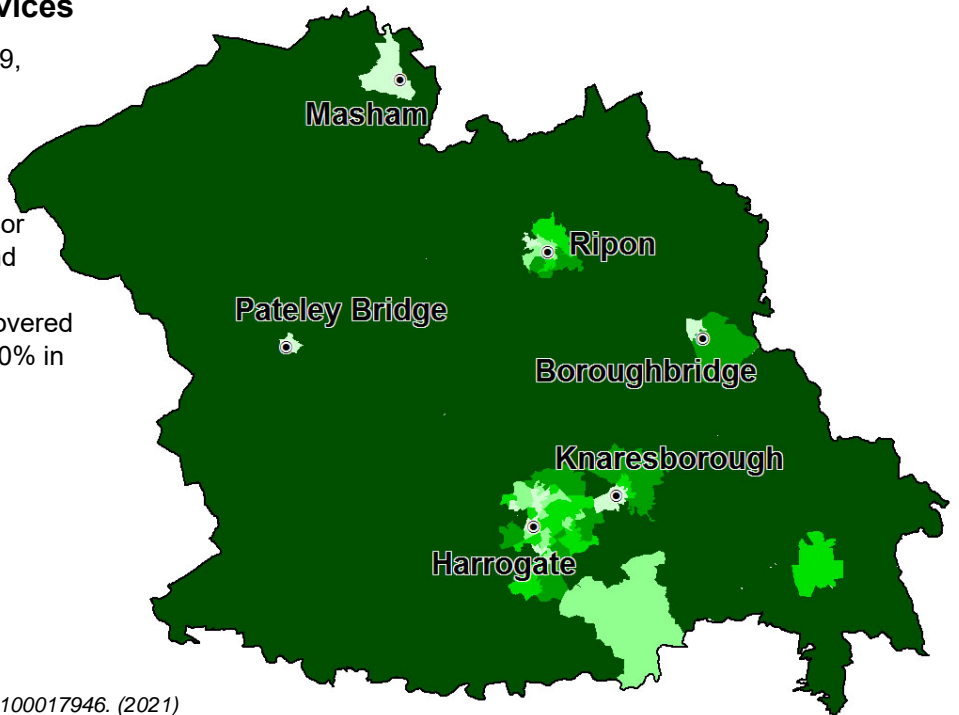
Harrogate Adult Social Care Profile

Population

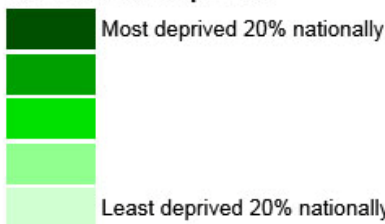
Geographical Barriers to Services

Part of the Indices of Deprivation 2019, the Geographical Barriers to Service sub-domain ranks all Lower Super Output Areas (LSOAs) in England in terms of road distances to services including a GP surgery, supermarket or convenience store, primary school and post office.

Large areas of North Yorkshire are covered by LSOAs within the most deprived 20% in England for this measure.

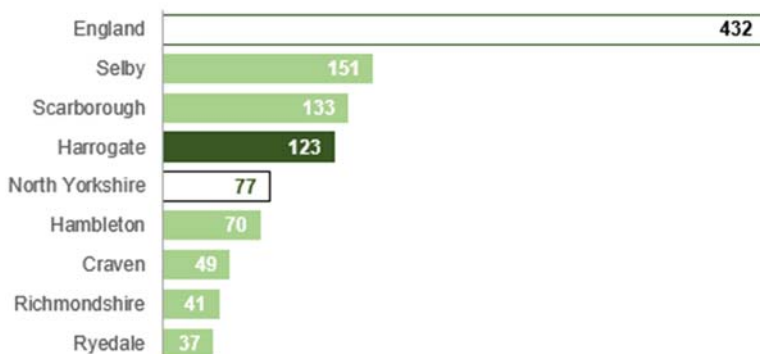


LSOA national quintile



Ordnance Survey Map Data: © Crown Copyright. 100017946. (2021)

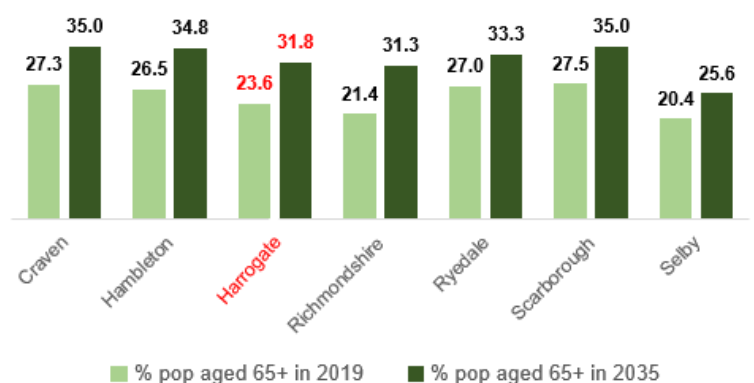
Population density (people per sq km, ONS MYE 2019)



- Population density is higher than the North Yorkshire average but considerably lower than that of England overall.
- Harrogate is the largest town in the county. Ripon, Knaresborough and Boroughbridge are also substantial urban settlements. Outside of these, much of the district is covered by areas that fall within the 20% most deprived neighbourhoods (LSOAs) in England in terms of Geographical Barriers to Services. 36.1% of the population live in these very rural areas.
- 5.8% of the LSOAs in the district are within the 10% most deprived in North Yorkshire for this indicator.

- 23.6% of the population are aged 65+, lower than the North Yorkshire average (24.7%) but higher than the national average (18.4%).
- This is expected to increase to 31.8% by 2035, while for North Yorkshire as a whole the proportion is expected to increase to 32.2%.
- Life expectancy at birth is 81.1 years for males and 85.2 years for females, 0.5 and 0.8 years longer than the county averages respectively.

% population aged 65+ in 2019 and 2035



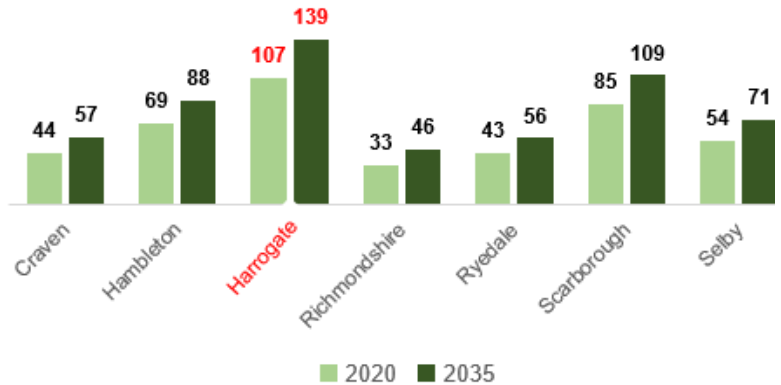
Source: ONS 2019 population estimates & 2018-based population projections; PHOF life expectancy

Health

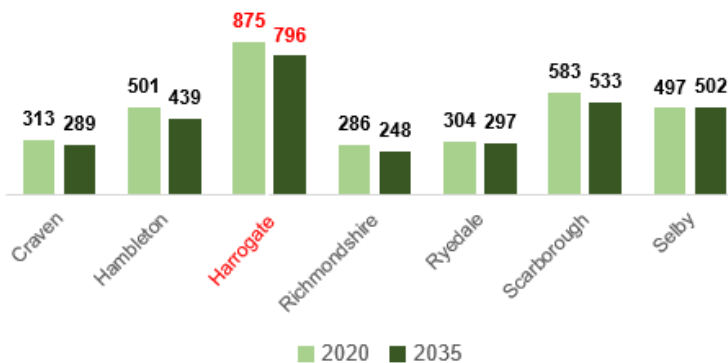
- 489 people aged 18-64 are thought to have a moderate or severe learning disability in 2020.
- This is expected to fall to 449 by 2035.
- For those aged 65+ the number is expected to increase from 107 to 139 people over the same period.
- These figures are based on national rates applied to the population of the district.
- 370 people have an open service with a Primary Support Reason (PSR) of Learning Disability (Q4 2020/21).

Source: POPPI & PANSI

People aged 65+ predicted to have a moderate or severe learning disability in 2020 and in 2035



People aged 18-64 predicted to have a serious personal care disability



- 875 people aged 18-64 had a serious personal care disability in 2020. This is predicted to reduce to 796 people by 2035.
- These figures are based on national rates from PANSI which have been applied to the population of the district.
- 935 clients have a PSR of either physical or sensory support (Q4 2020/21).
- Of those, 783 are for Personal Care. A further 107 are for Access and Mobility Only and an additional 45 are for Sensory Support.

- 75.0% of dementia cases aged 65 and over are estimated to have been diagnosed (PHE, 2020) - the highest rate of diagnosis in North Yorkshire and considerably higher than the national average (67.4%).
- The number of people aged 65+ with dementia is expected to increase from 2,911 in 2020 to 4,184 by 2035 (POPPI).
- 269 clients have a recorded health condition of dementia, 234 of whom are in permanent placements as at Q4 2020/21 (LLA).
- 27 care home providers are currently approved to provide dementia care in Harrogate district (Q4 2020/21).

Dementia diagnosis rate (age 65+), 2020 (% of estimated cases)

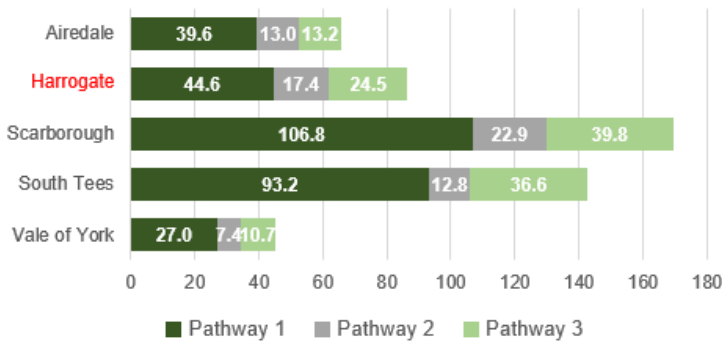


Public Health England Profile - key issues for adult social care

- Of those aged 17+ with diabetes 68.3% are estimated to have been diagnosed. This is significantly fewer than the national average (78.0%) in 2018.
- For more details see the [Harrogate Health Profile](#) from Public Health England.

Hospital Discharges

Hospital discharge pathways (rate per 10,000 adults) by Command Centre 2020/21



- 44.6 people per 10,000 adults were discharged from hospital to home with social care input in the Harrogate Command Centre area in 2020/21, on the Home First Pathway 1.
- This equates to 570 clients.
- A further 222 people were discharged to a short-term, bed-based setting (Pathway 2) while 314 were discharged to a care setting to meet complex needs (Pathway 3).

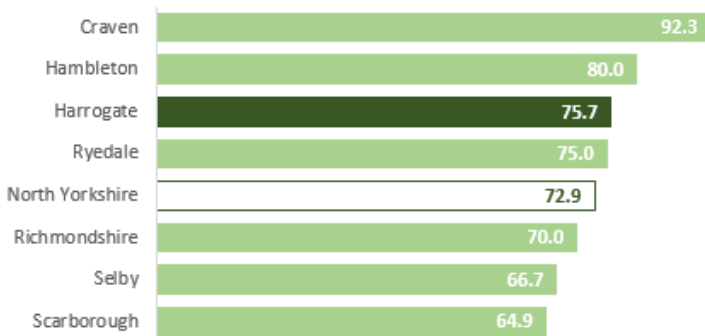
Provision

- 71 approved residential and nursing care providers operate within the Harrogate and Craven locality.
- 85.9% of those providers who have received a CQC rating were rated good or outstanding in Q4 2020/21.
- This is the second highest rate in the county and higher than the North Yorkshire average (82.7%).

% Residential & nursing locations rated Good or Outstanding (Q4 2020/21)



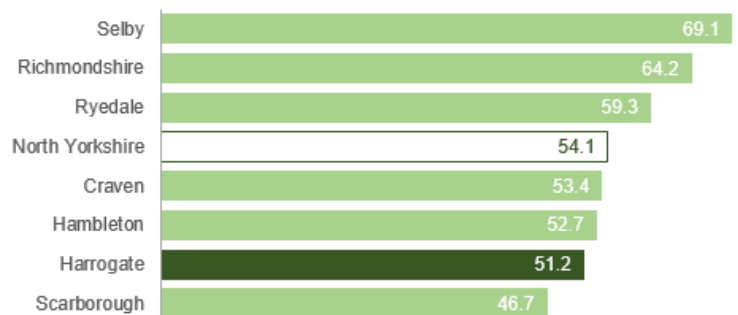
% Domiciliary care providers rated Good or Outstanding (Q4 2020/21)



- 37 approved domiciliary care providers operate within Harrogate district.
- 75.7% of those providers who have received a CQC rating were rated good or outstanding in Q4 2020/21. This is higher than the North Yorkshire average (72.9%).


- There are 49 residential homes (950 beds) and 22 nursing homes (1,376 beds) across Harrogate district (Q4 2020/21).
- Residential homes in Harrogate district have an occupancy rate of 94% (50 vacancies) while nursing homes have an occupancy rate of 94% (70 vacancies) in Q4 2020/21.
- The number of people aged 65+ living in a care home with or without nursing is projected to increase from 1,705 in 2020 to 2,578 by 2035, a 51.2% increase (POPPI), lower than the county average (54.1%).

Predicted % increase 2020-35 in people aged 65+ living in a care home with or without nursing (POPPI)



Services

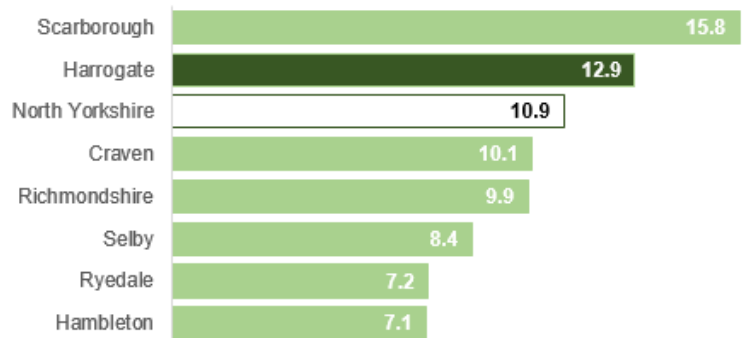
Open weekly services per 1,000 pop aged 65+ (Q4 2020/21)



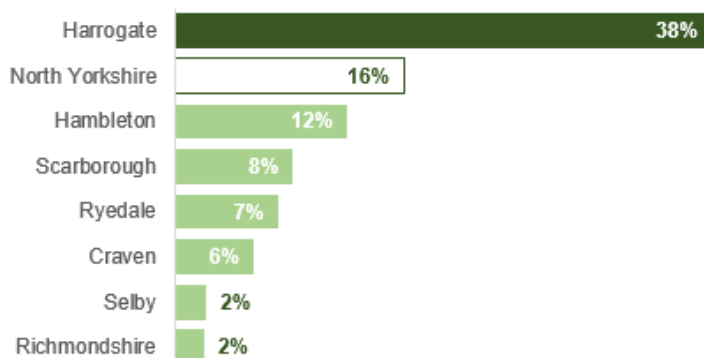
- 27.8 people per 1,000 aged 65+ receive a service in Q4 2020/21, the third lowest rate in the county.
- This equates to 1,055 people accessing care.
- The rate increases to 46.3 at age 75+ and to 80.5 at age 85+. The rate at 85+ is the lowest in the county.
- There are 41.6 domiciliary care cases per 10,000 adults, the lowest rate in the county and considerably lower than the North Yorkshire average of 55.3.
- There are no unsourced domiciliary care packages in Harrogate district in Q4 2020/21. There are 35 across North Yorkshire as a whole.

- 12.9 people per 1,000 aged 65+ are in local authority funded residential or nursing care placements.
- This is the second highest rate in North Yorkshire and considerably above the county average (10.9).
- Clients with a PSR of 'Physical Support' make up 36.4% of those in residential & nursing placements, lower than the county average (59.0%).
- 0.8% of residential & nursing clients have a PSR of 'social support', below the county average of 1.4%.

Persons per 1,000 aged 65+ in residential & nursing care (Q4 2020/21)



Residential & nursing placements over £1k for ages 65+ (Q4 2020/21)



- 38% of residential & nursing places for ages 65+ cost in excess of £1,000 per week, the largest proportion in the county and substantially above the North Yorkshire average (16%).
- 38% of residential placements are in excess of £1,000. This is substantially above the county average (23%).
- 38% of nursing placements are in excess of £1,000, amongst the lowest levels in North Yorkshire, which average 13% across the county (LAA, Q4 2020/21).
- The average duration of residential / nursing services is 3.4 years during Q4 2020/21, longer than the county average (3.2 years).

Produced by Strategy and Performance, Health & Adult Services, NYCC – June 2021