

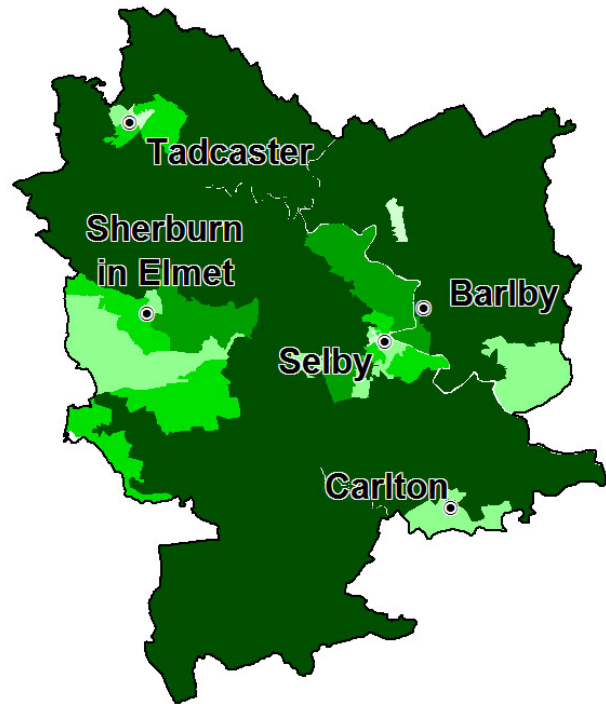
Selby Adult Social Care Profile

Population

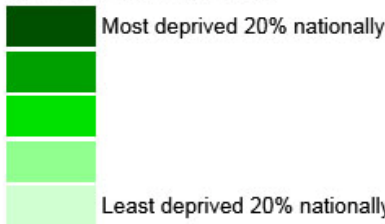
Geographical Barriers to Services

Part of the Indices of Deprivation 2019, the Geographical Barriers to Service sub-domain ranks all Lower Super Output Areas (LSOAs) in England in terms of road distances to services including a GP surgery, supermarket or convenience store, primary school and post office.

Large areas of North Yorkshire are covered by LSOAs within the most deprived 20% in England for this measure.

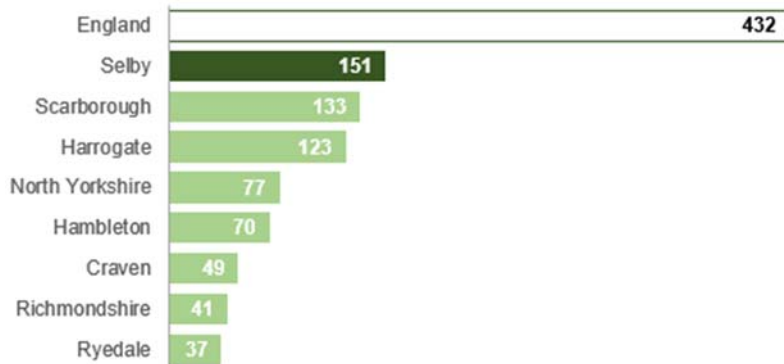


LSOA national quintile



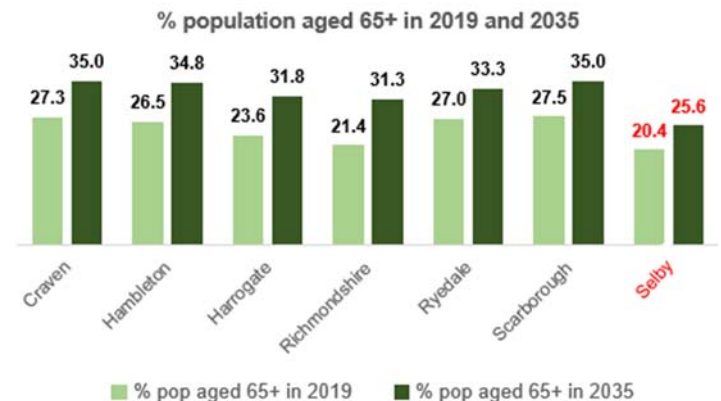
Ordnance Survey Map Data: © Crown Copyright. 100017946. (2021)

Population density (people per sq km, ONS MYE 2019)



- Population density is higher than in other North Yorkshire districts but considerably lower than that of England overall.
- Outside of the market towns, much of the district is covered by areas that fall within the 20% most deprived neighbourhoods (LSOAs) in England in terms of Geographical Barriers to Services. 46.1% of the population live in these very rural areas.
- 4.0% of the LSOAs in Selby are within the 10% most deprived in North Yorkshire for this indicator.

- 20.4% of the population are aged 65+, lower than the North Yorkshire average (24.7%) but higher the national average (18.4%).
- This is expected to increase to 25.6% by 2035, a larger increase than the North Yorkshire average, which is expected to reach 32.2%.
- Life expectancy at birth is 80.5 years for males and 83.5 years for females, 0.1 and 0.9 years shorter than the North Yorkshire averages respectively.



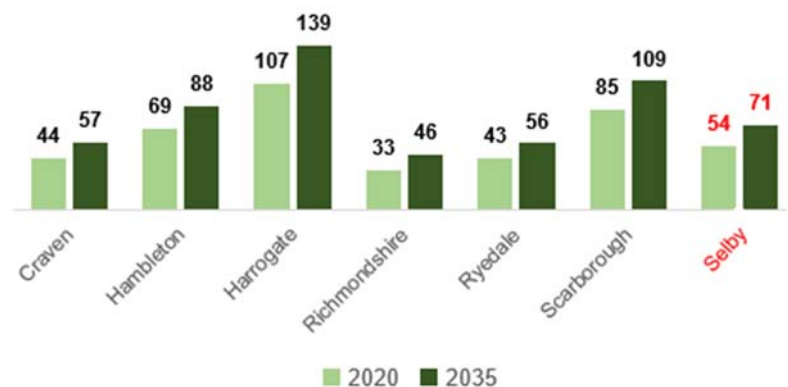
Source: ONS 2019 population estimates & 2018-based population projections; PHOF life expectancy

Health

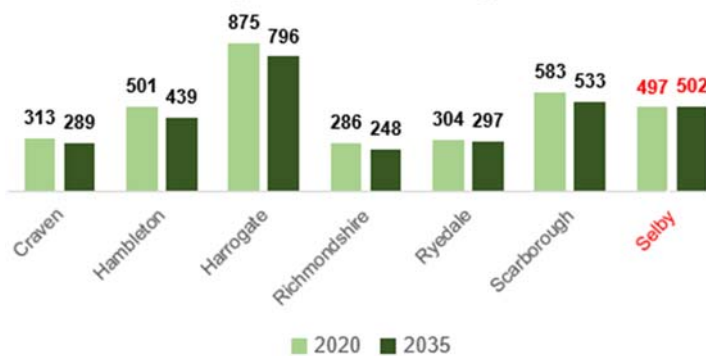
- 294 people aged 18-64 are thought to have a moderate or severe learning disability in 2020. This is expected to increase by 2035, with a projected figure of 312 people.
- For those aged 65+ the number is expected to increase from 54 to 71 people over the same period.
- These figures are based on national rates applied to the population of the district.
- 142 people have an open service with a Primary Support Reason (PSR) of Learning Disability (Q4 2020/21).

Source: POPPI & PANSI

People aged 65+ predicted to have a moderate or severe learning disability in 2020 and in 2035




People aged 18-64 predicted to have a serious personal care disability



- 497 people aged 18-64 have a serious physical person care disability in 2020. This is expected to increase to 502 people by 2035.
- These figures are based on national rates from PANSI which have been applied to the population of the district.
- 454 clients have a PSR of either physical or sensory support (Q4 2020/21).
- Of those, 395 are for Personal Care. A further 45 are for Access and Mobility Only and an additional 14 for Sensory Support.

- 58.1% of dementia cases aged 65+ are estimated to have been diagnosed (PHE, 2020).
- This is below the national and the North Yorkshire averages.
- The number of people aged 65+ with dementia is expected to increase from 1,230 in 2020 to 1,910 by 2035 (POPPI).
- 85 clients have a recorded health condition of dementia, 33 of whom are in permanent placements (Q4 2020/21, LLA).
- 16 care home providers are currently approved to provide dementia care across the Selby locality (Q4 2020/21).

Dementia diagnosis rate (age 65+), 2020 (% of estimated cases)

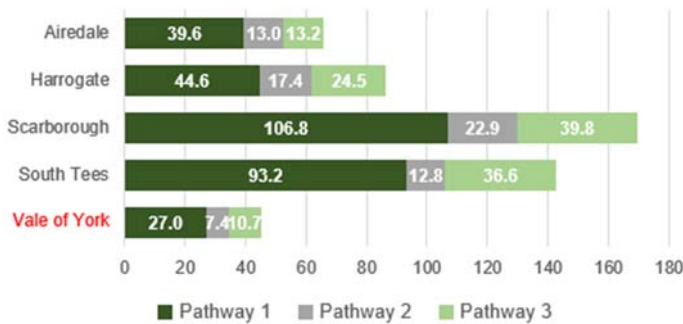


Public Health England Profile - key issues for adult social care

- 69.6% of adults were classified as overweight or obese in 2017/18, significantly higher than the national average (62.0%).
- For more details see the [Selby Health Profile](#) from Public Health England.

Hospital Discharges

Hospital discharge pathways (rate per 10,000 adults) by Command Centre 2020/21



- 27.0 people per 10,000 adults were discharged from hospital to home with social care input in the Vale of York Command Centre area in 2020/21, on the Home First Pathway 1 – the lowest rate in North Yorkshire.
- This equates to 391.
- A further 107 people were discharged to a short-term, bed-based setting (Pathway 2) while 155 were discharged to a care setting to meet complex needs (Pathway 3).


Provision

- 23 approved residential and nursing care providers operate with Selby district.
- 82.6% of those providers who have received a CQC rating were rated good or outstanding Q4 2020/21. This is slightly lower than the county average (82.7%).

% Residential & nursing locations rated Good or Outstanding (Q4 2020/21)



% Domiciliary care providers rated Good or Outstanding (Q4 2020/21)



- 15 approved domiciliary care providers operate within Selby district
- 66.7% of those providers who have received a CQC rating were rated good or outstanding in Q4 2020/21. This is a lower rate than the North Yorkshire (72.9%).

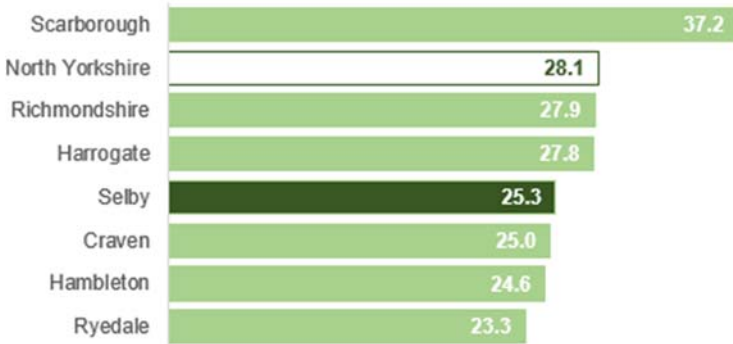
- There are 20 residential homes (365 beds) and 3 nursing homes (133 bed) across Selby district (Q4 2020/21).
- Residential homes in Selby district have an occupancy rate of 92% (25 vacancies) while nursing homes have an occupancy rate of 98% (3 vacancies) in Q4 2020/21.
- The number of people aged 65+ living in a care home with or without nursing is projected to increase from 499 in 2020 to 844 by 2035, a 69.1% increase (POPPI), the greatest rate of increase in the county.

Predicted % increase 2020-35 in people aged 65+ living in a care home with or without nursing (POPPI)



Services

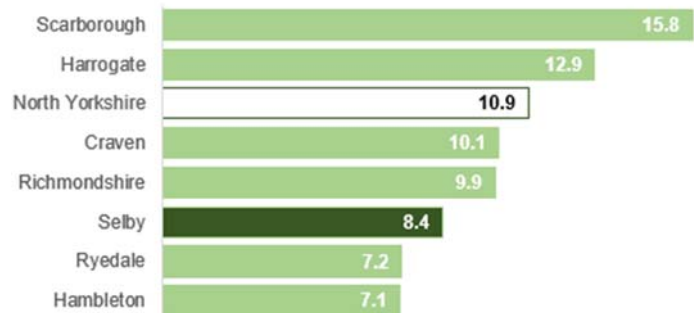
Open weekly services per 1,000 pop aged 65+ (Q4 2020/21)



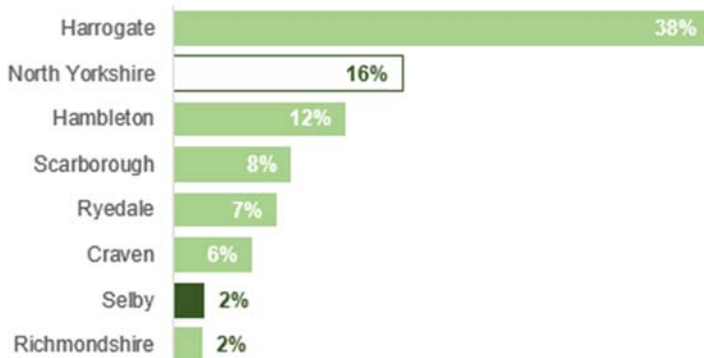
- 25.3 people per 1,000 aged 65+ receive a service in Q4 2020/21, lower than the county average.
- This equates to 469 people accessing care.
- The rate increases to 48.8 at age 75+ and to 106.0 at age 85+. Both of these rates are close to the county average.
- There are 44.8 domiciliary care cases per 10,000 adults, which is lower than the North Yorkshire average of 55.3.
- There are 18 unsourced domiciliary care packages within the district in Q4 2020/21. Across the county 35 packages were unsourced.

- 8.4 people per 1,000 aged 65+ are in residential or nursing care placements.
- This is considerably below the North Yorkshire average (10.9).
- Clients with a PSR of 'Physical Support' make up 84.4% of those in residential & nursing placements, higher than the county average (59.0%).
- 1.3% of residential & nursing clients have a PSR of 'social support'. This is in line with the county average (1.4%).

Persons per 1,000 aged 65+ in residential & nursing care (Q4 2020/21)



Residential & nursing placements over £1k for ages 65+ (Q4 2020/21)



- 2% of residential & nursing places for ages 65+ cost in excess of £1,000 per week, substantially fewer than the county average (16%).
- 13% of residential placements are in excess of £1,000. This is below the county average (23%).
- 0% of nursing placements are in excess of £1,000, the lowest level in North Yorkshire, which average 13% across the county (LAA, Q4 2020/21).
- The average duration of residential / nursing services is 2.6 years during Q4 2020/21, shorter than the county average (3.2 years).

Produced by Strategy and Performance, Health & Adult Services, NYCC – June 2021