

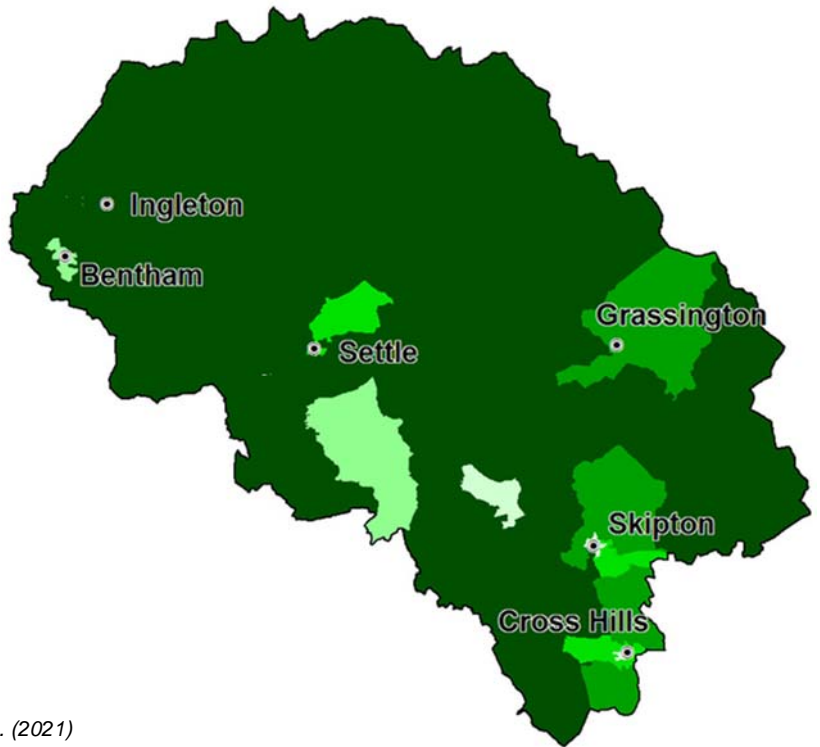
Craven Adult Social Care Profile

Population

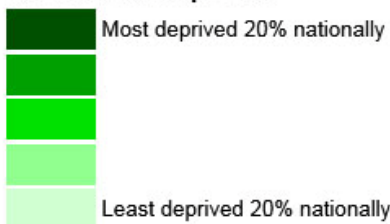
Geographical Barriers to Services

Part of the Indices of Deprivation 2019, the Geographical Barriers to Service sub-domain ranks all Lower Super Output Areas (LSOAs) in England in terms of road distances to services including a GP surgery, supermarket or convenience store, primary school and post office.

Large areas of North Yorkshire are covered by LSOAs within the most deprived 20% in England for this measure.

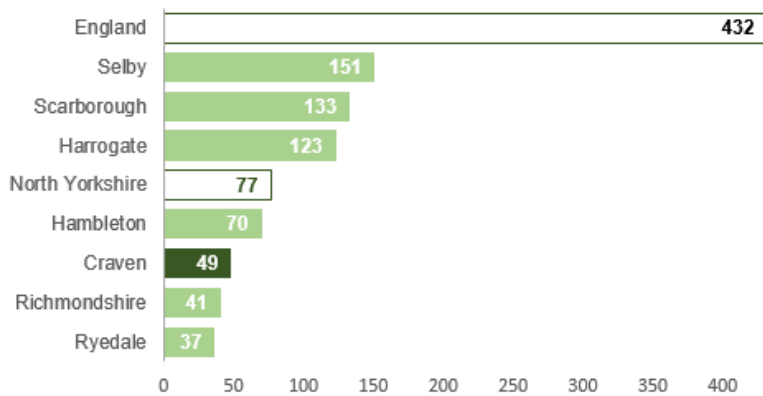


LSOA national quintile



Ordnance Survey Map Data: © Crown Copyright. 100017946. (2021)

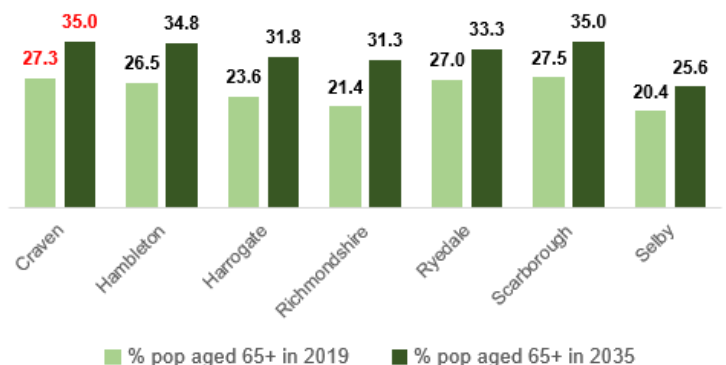
Population density (people per sq km, ONS MYE 2019)



- Population density is lower than the North Yorkshire average and considerably lower than that of England overall.
- Outside of the main towns of Skipton, Settle and Bentham, much of the district is covered by areas which fall within the 20% most deprived neighbourhoods (LSOAs) in England in terms of Geographical Barriers to Services. 39.2% of the population live in these very rural areas.
- 9.4% of the LSOAs in Craven are within the 10% most deprived in North Yorkshire for this indicator.

- 27.3% of the population are aged 65+, higher than the national average (18.4%) and the second highest proportion of any North Yorkshire district.
- The 65+ population is expected to increase to 35.0% by 2035. By 2035, Craven is projected to have the highest proportion of population aged 65+ in North Yorkshire.
- Life expectancy at birth is 81.5 years for males and 85.4 years for females, both around 1 year longer than the North Yorkshire averages.

% population aged 65+ in 2019 and 2035



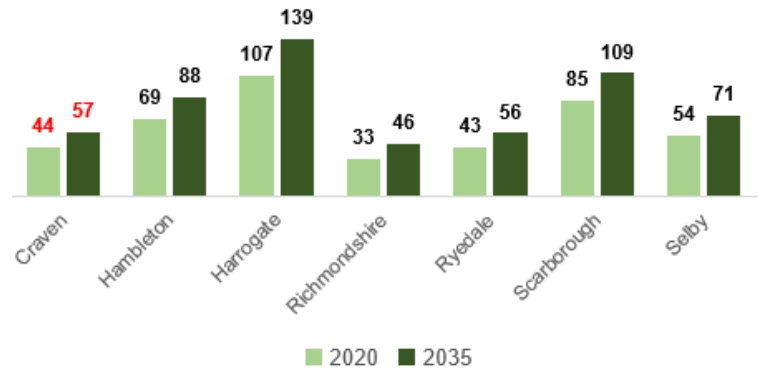
Source: ONS 2019 population estimates & 2018-based population projections; PHOF life expectancy

Health

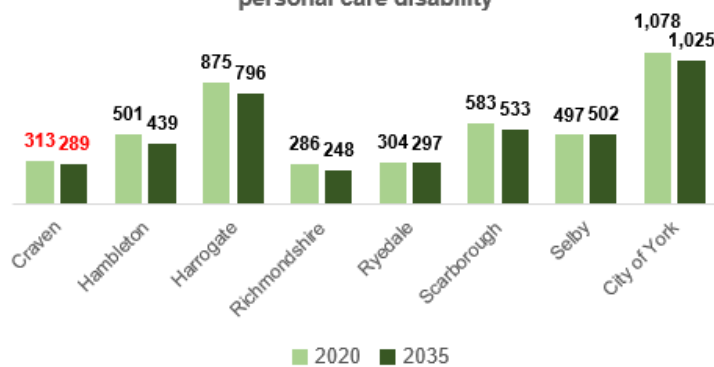
- 171 people aged 18-64 are thought to have a moderate or severe learning disability in 2020.
- This is expected to fall to 164 by 2035.
- For those aged 65+ the number is expected to increase from 44 to 57 people over the same period.
- These figures are based on national rates applied to the population of the district.
- 87 people have an open service with a Primary Support Reason (PSR) of Learning Disability (Q4 2020/21).

Source: POPPI & PANSI

People aged 65+ predicted to have a moderate or severe learning disability in 2020 and in 2035



People aged 18-64 predicted to have a serious personal care disability



- 313 people aged 18-64 have a serious personal care disability in 2020. This is expected to fall to 289 people by 2035.
- These figures are based on national rates from PANSI, which have been applied to the population of the district.
- 373 clients have a PSR of either physical or sensory support (Q4 2020/21).
- Of those, 338 are for Personal Care. A further 24 are for Access and Mobility Only and 11 additional clients are for Sensory Support.

- 68.9% of dementia cases aged 65 and over are estimated to have been diagnosed (PHE, 2020).
- This is higher than both the national and county averages.
- The number of people aged 65+ with dementia is expected to increase from 1,137 in 2020 to 1,638 by 2035 (POPPI).
- 74 clients have a recorded health condition of dementia, 60 of whom are in permanent placements in Q4 2020/21 (LLA).
- There are currently 13 approved care home providers of dementia care in Craven district (Q4 2020/21).

Dementia diagnosis rate (age 65+), 2020 (% of estimated cases)

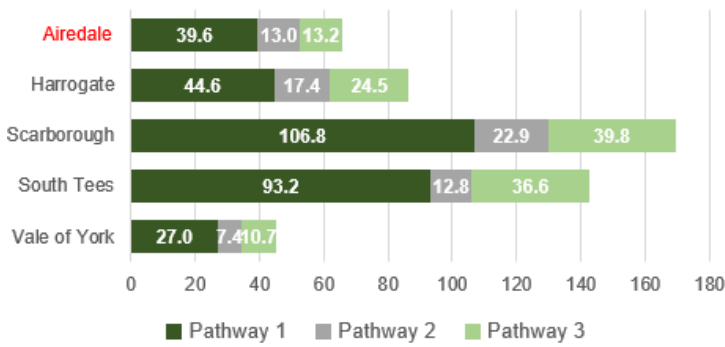


Public Health England Profile - key issues for adult social care

- Of those aged 17+ with diabetes 70.9% are estimated to have been diagnosed. This is significantly fewer than the national average (78.0%) in 2018.
- For more details see the [Craven Health Profile](#) from Public Health England.

Hospital discharges

Hospital discharge pathways (rate per 10,000 adults) by Command Centre 2020/21




- 39.6 people per 10,000 adults were discharged from hospital to home with social care input across the Airedale Command Centre area in 2020/21, on the Home First Pathway 1. This is the second lowest rate in North Yorkshire.
- This rate equates to 186 clients
- A further 61 people were discharged to a short-term, bed-based setting (Pathway 2) while 62 were discharged to a care setting to meet complex needs (Pathway 3).


Provision

- 19 approved residential and nursing care providers operating within Craven district had current CQC inspection ratings.
- 89.5% of those providers who have received a CQC rating were rated good or outstanding in Q4 2020/21. This is higher than the county average of 83.7%.

% Residential & nursing locations rated Good or Outstanding (Q4 2020/21)




% Domiciliary care providers rated Good or Outstanding (Q4 2020/21)



- 13 approved domiciliary care providers operate within Craven district.
- 92.3% of those providers who have received a CQC rating were rated good or outstanding in Q4 2020/21. This is the highest rate in North Yorkshire and considerably higher than the county average (72.9%).

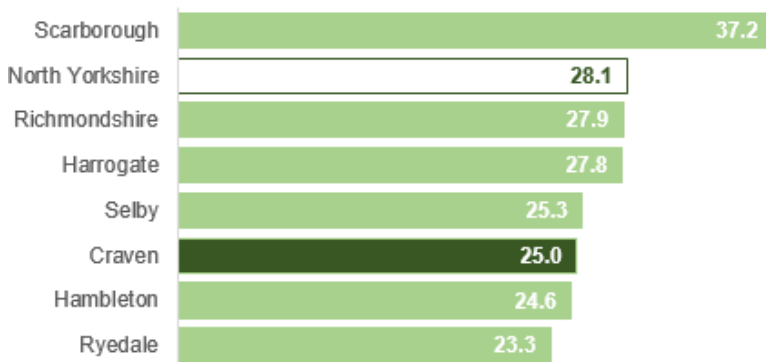
- There are 12 residential homes (228 beds) and 8 nursing homes (414 beds) in Craven district (Q4 2020/21).
- Residential homes in Craven district have an occupancy rate of 90% (20 vacancies) while nursing homes have an occupancy rate of 91% (32 vacancies) in Q4 2020/21.
- Care home residents aged 65+ (with or without nursing) are projected to increase from 614 in 2020 to 942 by 2035, a 53.4% increase (POPPI), lower than the North Yorkshire average increase.

Predicted % increase 2020-35 in people aged 65+ living in a care home with or without nursing (POPPI)



Services

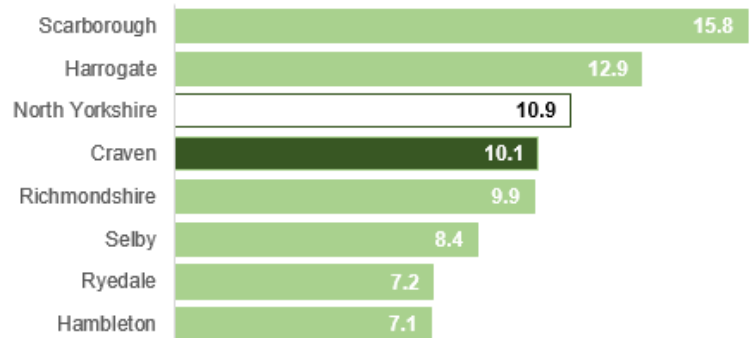
Open weekly services per 1,000 pop aged 65+ (Q4 2020/21)



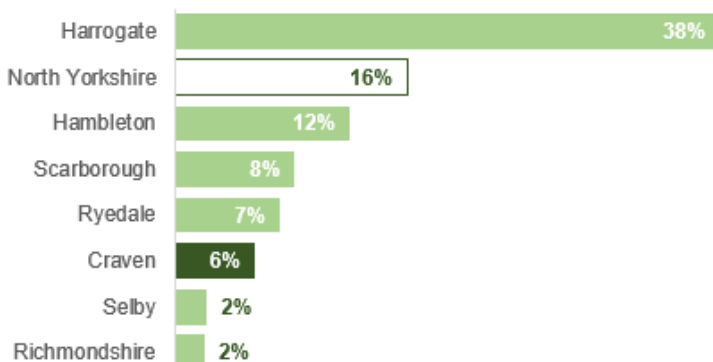
- 25.0 people per 1,000 aged 65+ receive a weekly service in Q4 2020/21, lower than the county average (28.1).
- This equates to 390 people accessing care.
- The rate increases to 43.3 at age 75+ and to 88.1 at age 85+. These rates are all lower than the county average.
- There are 42.3 domiciliary care cases per 10,000 adults, lower than the North Yorkshire average (55.3) in Q4 2020/21.
- There are 4 unsourced domiciliary care packages in Craven district in Q4 2020/21. Across North Yorkshire 35 packages are unsourced.

- 10.1 people per 1,000 aged 65+ are in residential or nursing care placements.
- This is a lower rate than the North Yorkshire average (10.9).
- Clients with a PSR of 'Physical Support' make up 75.9% of those in residential & nursing placements, above the North Yorkshire average (59.0%).
- 1.0% of residential & nursing clients have a PSR of 'social support'. This is below the county average (1.4%).

Persons per 1,000 aged 65+ in residential & nursing care (Q4 2020/21)



Residential & nursing placements over £1k for ages 65+ (Q4 2020/21)



- 6% of residential & nursing places for ages 65+ cost in excess of £1,000 per week, substantially fewer than the county average (16%).
- 5% of residential placements are in excess of £1,000. This is below the county average (23%) and the lowest proportion in North Yorkshire.
- 6% of nursing placements are in excess of £1,000, amongst the lowest levels in North Yorkshire, which average 13% across the county (LAA, Q4 2020/21).
- The average duration of residential / nursing services is 2.8 years during Q4 2020/21. This is shorter than the county average (3.2 years).

Produced by Strategy and Performance, Health & Adult Services, NYCC – June 2021