

Richmondshire Adult Social Care Profile

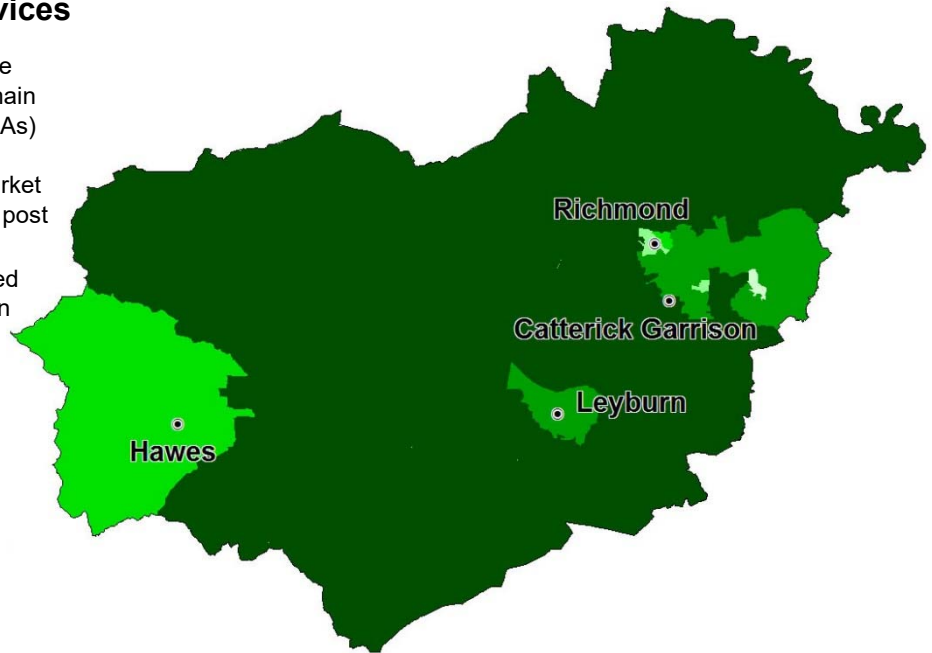
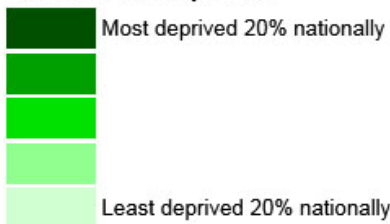
Population

Geographical Barriers to Services

Part of the Indices of Deprivation 2019, the Geographical Barriers to Service sub-domain ranks all Lower Super Output Areas (LSOAs) in England in terms of road distances to services including a GP surgery, supermarket or convenience store, primary school and post office.

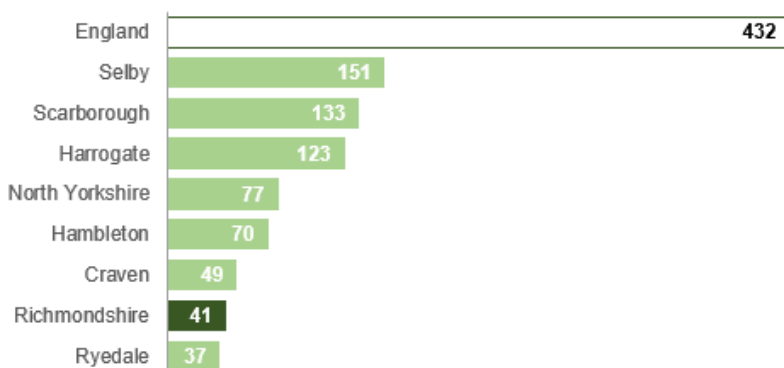
Large areas of North Yorkshire are covered by LSOAs within the most deprived 20% in England for this measure.

LSOA national quintile



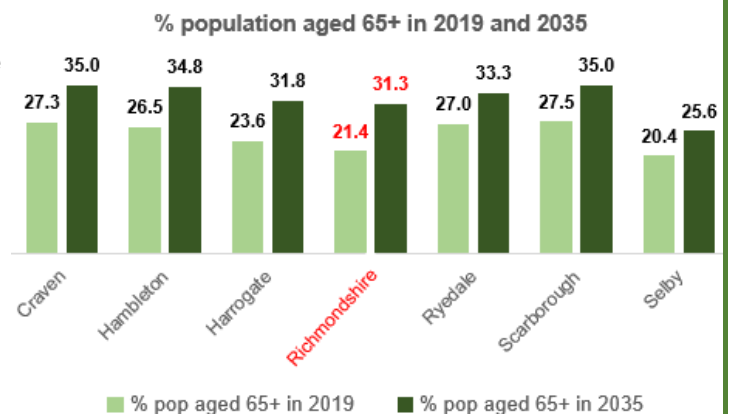
Ordnance Survey Map Data: © Crown Copyright. 100017946. (2021)

Population density (people per sq km, ONS MYE 2019)



- Population density across the district is among the lowest in North Yorkshire and considerably lower than that of England overall.
- Outside the main towns of Richmond, Leyburn, Hawes and Catterick Garrison, much of the district is covered by areas which fall within the 20% most deprived neighbourhoods (Lower Super Output Areas) in England in terms of Geographical Barriers to Services. 57.3% of the population live in these very rural areas.
- 18.8% of the LSOAs in Richmondshire are within the 10% most deprived in North Yorkshire for this indicator.

- 21.4% of the population are aged 65+, lower than the North Yorkshire average (24.7%) but above the national average (18.4%).
- This is expected to increase to 31.3% by 2035, a greater increase than the county average. The 65+ population is expected to reach 32.2% for North Yorkshire as a whole.
- Life expectancy at birth is 81.7 years for males and 83.5 years for females, 1.1 years longer and 0.9 years shorter than the North Yorkshire averages respectively.

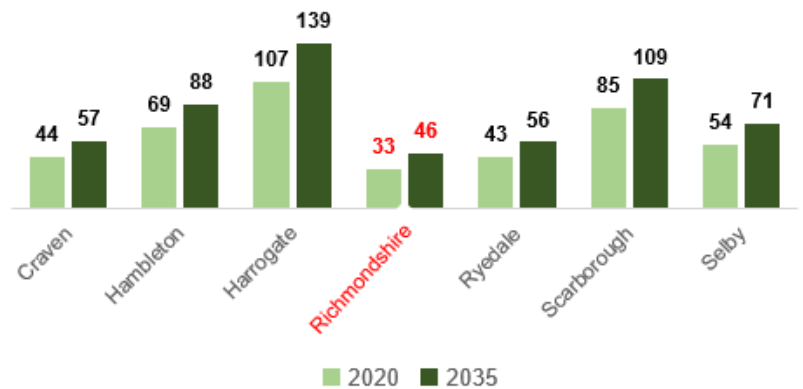


Source: ONS 2019 population estimates & 2018-based population projections; PHOF life expectancy

Health

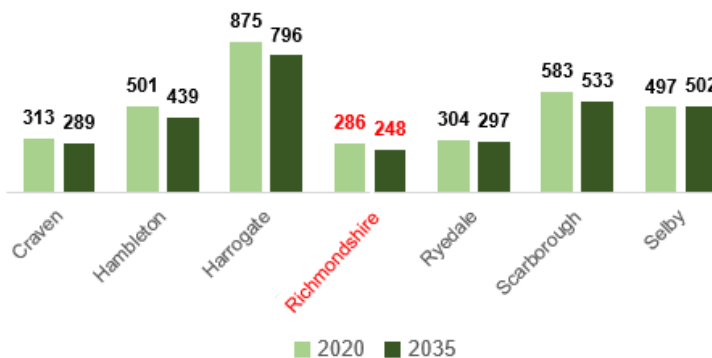
- 173 people aged 18-64 are thought to have a moderate or severe learning disability in 2020.
- This is expected to fall to 153 by 2035.
- For those aged 65+ the number is expected to increase from 33 to 46 people over the same period.
- These figures are based on national rates applied to the population of the district.
- 70 people have an open service with a Primary Support Reason (PSR) of Learning Disability (Q4 2020/21).

People aged 65+ predicted to have a moderate or severe learning disability in 2020 and in 2035



Source: POPPI & PANSI

People aged 18-64 predicted to have a serious personal care disability



- 286 people aged 18-64 had a serious personal care disability in 2020. This is expected to reduce to 248 people by 2035.
- These figures are based on national rates from PANSI which have been applied to the population of the district.
- 316 clients have a PSR of either physical or sensory support (Q4 2020/21).
- Of those, 269 are for Personal Care. A further 31 are for Access and Mobility Only and an additional 16 for Sensory Support.

- 64.9% of dementia cases aged 65 and over are estimated to have been diagnosed (PHE, 2020).
- This is close to both the national and North Yorkshire averages.
- The number of people aged 65+ with dementia is expected to increase from 783 in 2020 to 1,195 by 2035 (POPPI).
- 73 clients have a recorded health condition of dementia, 65 of whom are in permanent placements (Q4 2020/21, LLA).
- 18 care home providers are currently approved to provide dementia care across the Hambleton & Richmondshire locality (Q4 2020/21).

Dementia diagnosis rate (age 65+), 2020 (% of estimated cases)

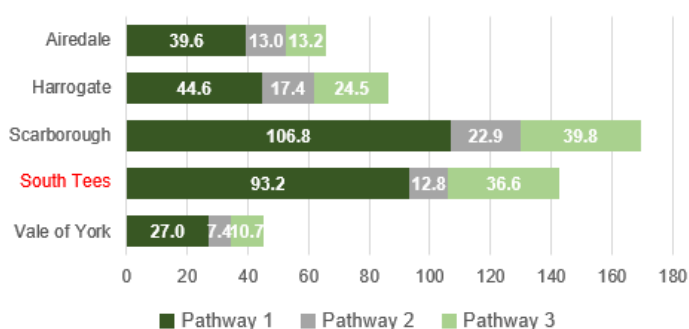


Public Health England Profile - key issues for adult social care

- 70.8% of people aged 17+ with diabetes are estimated to have received a diagnosis. This is significantly below the national average (78.0%) in 2018.
- For more details see the [Richmondshire Health Profile](#) from Public Health England.

Hospital Discharges

Hospital discharge pathways (rate per 10,000 adults) by Command Centre 2020/21



- 93.2 people per 10,000 adults were discharged from hospital to home with social care input in the South Tees Command Centre area in 2020/21, on the Home First Pathway 1.
- This equates to 853 clients - the largest number and the highest rate in North Yorkshire.
- A further 117 people were discharged to a short-term, bed-based setting (Pathway 2) while 335 were discharged to a care setting to meet complex needs (Pathway 3).

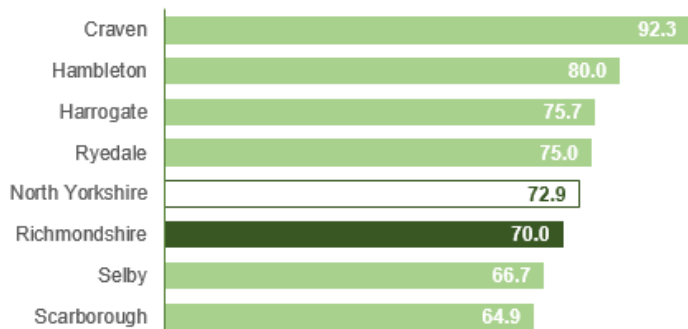
Provision

- 7 approved residential and nursing care providers operate with Richmondshire district.
- 85.7% of those providers who have received a CQC rating were rated good or outstanding in Q4 2020/21. This is slightly higher than the North Yorkshire average (83.7%).

% Residential & nursing locations rated Good or Outstanding (Q4 2020/21)



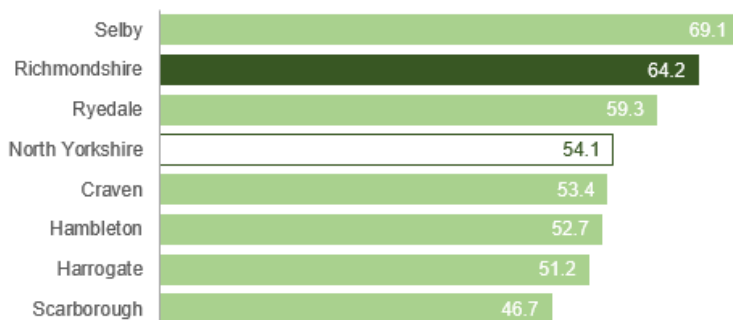
% Domiciliary care providers rated Good or Outstanding (Q4 2020/21)



- 10 approved domiciliary care providers operate with the Richmondshire district.
- 70.0% of those providers who have received a CQC rating were rated good or outstanding in Q4 2020/21. This is slightly lower than the North Yorkshire average (72.9%).

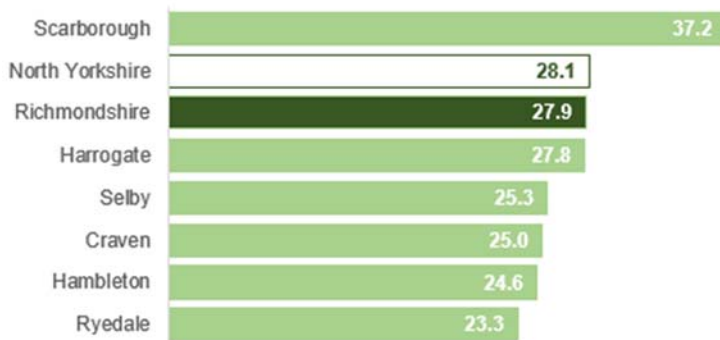
- There are 4 residential homes (126 beds) and 3 nursing homes (242 beds) across Richmondshire district (Q4 2020/21).
- Across the Hambleton and Richmondshire locality residential homes have an occupancy rate of 79% (93 vacancies) while nursing homes have an occupancy rate of 93% (40 vacancies) in Q4 2020/21.
- The number of people aged 65+ living in a care home with or without nursing is projected to increase from 433 in 2020 to 711 by 2035, a 64.2% increase (POPPI), higher than the county average (54.1%)

Predicted % increase 2020-35 in people aged 65+ living in a care home with or without nursing (POPPI)



Services

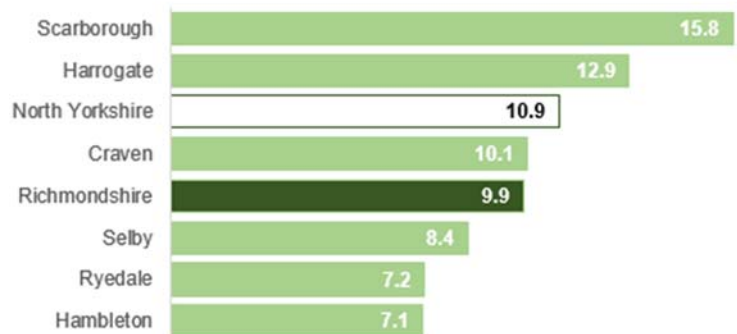
Open weekly services per 1,000 pop aged 65+ (Q4 2020/21)



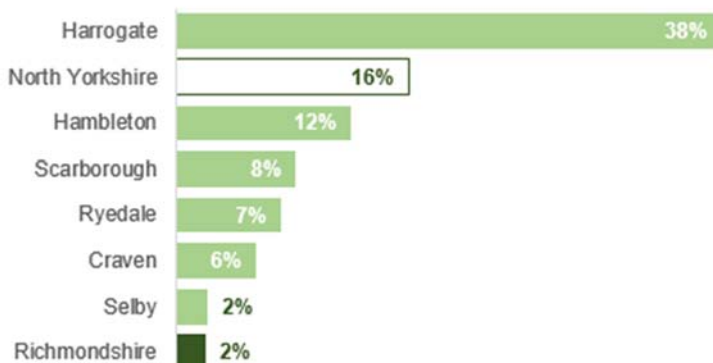
- 27.9 people per 1,000 aged 65+ receive a service in Q4 2020/21, the second highest rate in North Yorkshire.
- This equates to 320 people accessing care.
- The rate increases to 54.7 at age 75+ and to 117.0 at age 85+, both of which are higher than the North Yorkshire average.
- There are 55.9 domiciliary care cases per 10,000 adults, which is similar to the North Yorkshire average of 55.3.
- 7 domiciliary care packages are unsourced across the Hambleton and Richmondshire locality, from a total of 35 across the county in Q4 2020/21.

- 9.9 people per 1,000 aged 65+ are in residential or nursing care placements.
- This is lower than the county average (10.9).
- Clients with a PSR of 'Physical Support' make up 88.8% of those in residential & nursing placements, higher than the county average (59.0%).
- 0.0% of residential & nursing clients have a PSR of 'social support', while across North Yorkshire 1.4% have this as their PSR.

Persons per 1,000 aged 65+ in residential & nursing care (Q4 2020/21)



Residential & nursing placements over £1k for ages 65+ (Q4 2020/21)



- 2% of residential placements are in excess of £1K, lower than the county average (16%) and the lowest in the county.
- 3% of nursing placements are in excess of £1K. This is considerably lower than the county average of 13% (Q4 2020/21, LLA).
- The average duration of residential / nursing services is 1.9 years during Q4 2020/21. This is shorter than the county average (3.2 years).

Produced by Strategy and Performance, Health & Adult Services, NYCC – June 2021