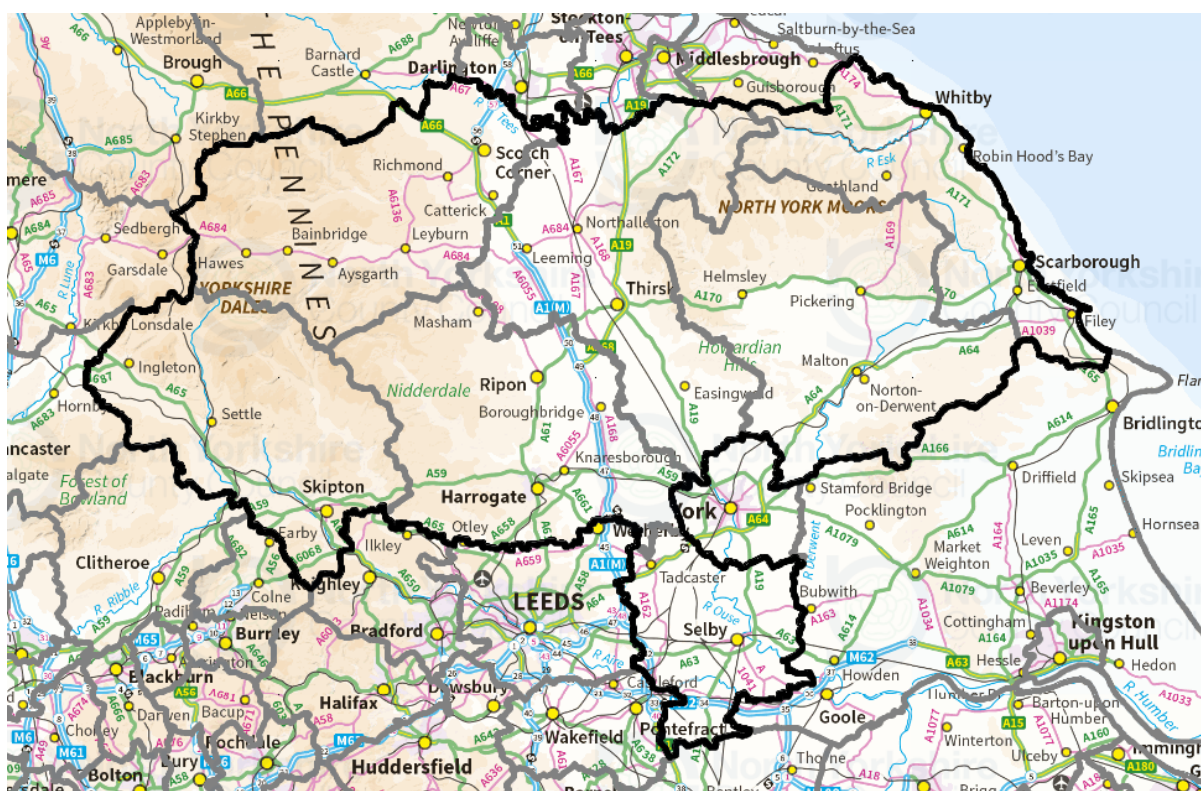


# Childcare Sufficiency Assessment 2021

## A report on the Early Years and Childcare sector in North Yorkshire County Council



Based on Spring, Summer and Autumn Terms 2021

# Contents

1. Introduction with completed actions
2. Demand for childcare
3. Supply of childcare
4. Early Years Government Funding
5. Cost of early years childcare
6. Quality of childcare
7. Information and publicity for early years
8. Summary and recommendations

## **1. Introduction**

North Yorkshire County Council (NYCC) is a large rural county in the north of England. It is divided into seven districts: Craven, Hambleton, Harrogate, Richmondshire, Ryedale, Scarborough and Selby.

### **Purpose of the Childcare Sufficiency Assessment (CSA)**

The purpose of the CSA is to provide an overview of the childcare market in North Yorkshire, identify gaps and review changes. The Childcare Act (2006) states that the Local Authority must make arrangements to ensure that early childhood services in their area are provided in such a way that facilitates access to those services, and maximises the benefit of those services to parents, prospective parents and young children.

The council is required by law to report annually to elected members on how it is meeting its duty to secure sufficient childcare and make this report available and accessible to parents and other interested parties.

The requirement of the Childcare Act (2006) requires local authorities to “secure sufficient childcare, as far as is reasonably practicable, for working parents, or parents who are studying or training for employment, for children aged 0 – 14 (or up to 18 for disabled children).”

The CSA report 2021 focuses largely on the position of the early years and childcare sector in North Yorkshire as the UK went into a further lockdown period from January 2021, the recovery period during Summer and Autumn 2021 and the continuing impact on the sector of the COVID-19 pandemic.

The report provides a baseline of childcare sufficiency in North Yorkshire from 5<sup>th</sup> January 2021 when the national lockdown came into force to control the spread of COVID-19. It shows take up of two, three and four-year-old funded places, 30 hours funded places and gives an update on previous recommendations from the 2020-2021 CSA.

The primary focus of the childcare assessment is on the childcare market being sustainable.

### **Impact of COVID-19 Pandemic**

Pressures on the local childcare market continued throughout 2021 as COVID-19 went through different stages. It is expected that these pressures will continue even after the pandemic has ceased.

Demand for childcare and in particular two, three and four-year-old and 30 hours places is highly dynamic demand has been affected by government lockdowns, furlough and redundancy.

The roll out of the COVID-19 vaccination programme has improved the situation since 2020 but there still remains uncertainty in society and the economy. The rates of COVID-19 cases rose dramatically during December 2021 with the new Omicron variant although the highest rates were in London and the south east of England. The impact of the Omicron variant resulted in some childcare settings closing their provision earlier than anticipated before the Christmas break. Homeworking was also re-introduced as a measure against the Omicron variant which may impact on future demand for childcare places.

On 5<sup>th</sup> January 2021, a national lockdown came into force. The government instructed that “early years provision should remain open and continue to allow all children to attend full time or their usual timetable hours. This includes early years registered nurseries and childminders, maintained nursery schools, as well as nursery classes in schools and other pre-reception provision on school sites. This is the default position for all areas irrespective of national lockdown restrictions. Only vulnerable children and children of critical workers should attend on-site reception classes.” All other educational establishments were required to close. Enhanced cleaning measures along with PPE becoming more expensive to buy continued to impact on the financial viability for early years providers.

Childminders were able to look after all early years children together with school age-children (from reception onwards) who were vulnerable or children of critical workers. Critical workers were those whose work was critical to the COVID-19 and EU transition response. Parents/carers who were critical workers were asked to keep their school age children at home if they could.

Wraparound childcare for school aged children could continue to open for vulnerable children and children of critical workers. Vulnerable children could continue to access wraparound childcare as normal and children of critical workers could continue to access settings where it was reasonably necessary to enable their parents/carers to work, search for work, undertake training or education or attend a medical appointment or address a medical need.

Ofsted resumed full graded early inspection framework (EIF) inspections in early years settings on 4<sup>th</sup> May 2021. Prior to this, Ofsted had only been carrying out safeguarding monitoring visits and part or full remote registration visits. Ofsted suspended inspection visits from 13<sup>th</sup> December 2021 in response to the Omicron variant.

## **Revised EYFS Statutory Framework**

The Department for Education (DfE) published the revised Statutory framework for the early years foundation stage in March 2021 which became effective from 1<sup>st</sup> September 2021. The revised framework became mandatory for all early years providers in England from 1<sup>st</sup> September and all Ofsted inspections from that date were judged against the new framework.

## **National Context**

### **National Living Wage (NLW) and National Minimum Wage (NMW) Increases from April 2021**

The age threshold for NLW was lowered from 25 to 23 years and rates apply to all workers aged 23 and over. The NLW increased from £8.20 to £8.91 per hour (2.2%); NMW rates rose from £8.20 to £8.36 for people aged 21 – 22 years (2%); from £6.45 to £6.56 for people aged 18 to 20 (1.7%) and from £4.55 to £4.62 for 16/17 year olds (1.5%). Staff costs constitute the largest part of the base cost for childcare providers.

### **Workplace pensions**

Employers must provide a workplace pension scheme for employees who are aged over 22 and earn at least £10,000 per year. Employer contributions is 3% of a worker's pay.

### **Tax-funded childcare**

Tax-funded childcare applies to all children of working families, including the self-employed, aged 0 – 11 (or under 17 for children with disabilities). For every £8 parents pay in, the Government will add an extra £2, up to £2,000 per child per year.

### **Universal Credit**

Universal Credit replaced the following benefits:

- Child Tax Credit
- Housing Benefit
- Income Support
- Income-based Jobseeker's Allowance (JSA)
- Income-related Employment and Support Allowance (ESA)
- Working Tax Credit

### **Universal Credit for childcare**

For working families claiming Universal Credit, up to 85% of eligible childcare costs can be claimed.

## **Funded Early Education Entitlement (FEEE)**

Government funded places in North Yorkshire from April 2021 were paid at the following base rates:-

- Eligible two-year-olds in all settings £5.36 per hour

- Eligible three and four-year-olds in all settings      £4.15 per hour

## 1) Two-year-old funded early education entitlement (FEEE)

Some parents and/or carers of two-year-old children are eligible for FEEE. Eligibility is based on the following national criteria:-

- Income Support
- Income-based Jobseekers Allowance (JSA)
- Income-related Employment and Support Allowance (ESA)
- Universal Credit and household income is £15,400 a year or less after tax, not including benefit payments
- Child tax credits and household income is £16,190 a year or less before tax
- The guaranteed element of Pension Credit
- The Working Tax Credit 4-week run on (the payment qualification for Working Tax Credit stops)

Two-year-old children can also receive funded childcare if they:-

- are looked after by a local authority (LAC)
- have a statement of [special education needs \(SEN\)](#) or an education, health and care (EHC) plan
- get [Disability Living Allowance](#)
- have left care under an adoption order, special guardianship order or a child arrangements order

For non-EEA citizens who cannot claim benefits, families may get two-year-old funded childcare if they are getting support under the Immigration and Asylum Act [Asylum support - GOV.UK \(www.gov.uk\)](#) and have either:

- Claimed asylum in the UK and are waiting for a decision (known as 'part 6')
- been refused asylum in the UK (known as 'section 4')

A two-year-old may also get free childcare if a household income is £15,400 a year or less after tax, and have any of the following:

- leave to remain with 'no recourse to public funds' on [family or private life grounds](#)
- support from your local council because you have 'a child in need', for example they have a disability or a child protection plan
- the right to live in the UK because you're the main carer of a British citizen (known as a ['Zambrano Carer'](#)).

## "Golden Ticket" letters in North Yorkshire for disadvantaged two-year-olds

As part of NYCC's Grow and Learn project, Grow and Learn | North Yorkshire County Council, the LA introduced Golden Ticket letters for families on the Department of Works and Pensions (DWP) list who were potentially eligible for two year old funding. This removed the need for families to apply and have their eligibility checked. During the Summer Term 2021, the DfE introduced a new data sharing agreement with all local authorities which resulted in all potentially eligible families requiring their eligibility to be checked. The local authority had to change the process for two year old funding as it was no longer acceptable to be able to offer families Golden Ticket letters. This is explained further in the report.

## 2) Universal Entitlement Funding – 15 hours

All three and four-year-old children in England are eligible for 570 hours of funded childcare per year from the term after their third birthday. This is usually taken as 15 hours a week for 38 weeks of the year and is known as the "universal entitlement". This entitlement continues until the child starts reception in a state funded school or until the term that they turn five if they attend an independent school.

### 3) Extended Entitlement (EE) Funding – also known as “30 hours funding”

The Government extended the funded childcare entitlement for working parents of three and four-year-olds by a further 15 hours per week to 30 hours per week for 38 weeks of the year (1,140 hours per year) known as Extended Entitlement (EE) or “30 hours funding”. National criteria for eligibility of EE can be found on the Childcare Choices website <https://www.childcarechoices.gov.uk/>

### 4) Additional funding to support vulnerable children

#### Special Educational Needs Inclusion Funding (IF)

Additional IF is available for children with emerging, targeted and higher level of SEND needs. This funding continued to be paid to providers to support settings remaining open for the most vulnerable children. Disability Access Funding (DAF) is an annual payment to settings for children in receipt of Disability Living Allowance.

#### Deprivation and Early Years Pupil Premium (EYPP) Funding

Additional payments are made to supplement the hourly funding rate for children from disadvantaged backgrounds. Deprivation funding and EYPP is paid to providers via the headcount to support disadvantaged 3 and 4-year-olds who access their provision.

### The Council’s Strategic Priorities: January 2020 – December 2021

The following priorities have been actioned:-

1. To continue to monitor the childcare market across all areas of county.  
**The childcare market was monitored regarding new providers and providers closing to maintain an overview of the situation.**
2. To continue to monitor sustainability across the county but especially in areas of deprivation.  
**Information was gathered through the DfE early years attendance survey and through antedocal intelligence.**
3. To continue to promote and develop the take up of two, three and four--year-old funding.  
**Closer working partnerships with external agencies and messages shared with the sector helped raise the profile of all government funding available to families.**
4. To promote additional funding streams including DAF/EYPP/SENIFF to improve take up.  
**Presentations at Autumn Locality Events, Early Years Leaders’ Forums, SENCo network meetings and communications raised the profile of the additional funding streams available.**
5. To continue to support existing and new providers to deliver flexible, accessible and sustainable provision.  
**Bespoke Business Support sessions were organised through the Local Government Association for all early years providers. NYCC Business Support continue to provide providers with desk-top analysis and individual support. Schools are advised about financial impact of expanding their provision before continuing with process. New providers are sent information in a welcome pack from Families Information Service.**
6. To explore how to better integrate the two-year-old reviews between Healthy Child practitioners and early years practitioners.  
**A pilot scheme has been developed in the Craven area to implement a more integrated two-year-old review for targeted children and families.**
7. To promote the benefits of children accessing early years education and childcare and ensure families are aware of the funding streams available.  
**Presentations to Job Centre Plus colleagues and Children and Families staff have taken place to raise awareness and support frontline colleagues working with families to understand the funding streams to be able to promote with families.**
8. To continue to measure the impact of the Golden Ticket letter approach on two-year-old funding take-up.

The Golden Ticket letter approach was having a positive impact on take up of two-year-old funding. However, this approach had to stop in Autumn 2021 following new data sharing agreement between the DfE and all local authorities.

## 2. Demand for Childcare

### Population information for North Yorkshire

NYCC has a population of around 620,000 (ONS mid-2020 population estimate). Just over a quarter of the population live within the Harrogate district (161,500), whilst Scarborough district has the second largest population (108,750). Craven district (57,300) and Ryedale district (55,600) have the lowest populations. 44% of the overall population lives in either the Harrogate district or Scarborough district

Approximately 95% of North Yorkshire's population identifies as White British.

Population estimates for North Yorkshire by single year of age (source: Nomis 18/01/2021)

Age	Population 2020	Population 2021	+/- from previous year
0 – 4 years	29,248	28,487	-761
5 – 9 years	33,495	33,304	-191
10 – 14 years	34,263	34,950	+687
15 – 19 years	31,814	31,883	+69
20 – 24 years	25,606	25,429	-177
<b>Total Population 0 – 24 years</b>	154,426	15,4053	-373
<b>Total Population (all persons)</b>	618,054	620,610	2,556

This reflects a fall in the number of children in the 0 – 4-year-old age group. This is consistent with national data that shows a 4.1% decrease in recorded births from 2019 to 2020 [Births in England and Wales - Office for National Statistics \(ons.gov.uk\)](#). It is anticipated that 2020 will see the lowest Total Fertility Rate (TRF) ever recorded as there continues to be a reduction in Live Birth nationally.

### Live Births 2019/2020

District	Number of births 2019	Number of births 2020	+/- from previous year
Craven	419	411	-8
Hambleton	645	625	-20
Harrogate	1,284	1,257	-27
Richmondshire	417	410	-7
Ryedale	460	412	-48
Scarborough	924	894	-30
Selby	900	885	-15
<b>Total</b>	5,049	4,894	-155

(Source: NYCC Strategic Planning Dept.)

This represents a 3% decrease in live births in North Yorkshire between 2019 and 2020. This follows the previous year when there was a 5% decrease in live births between 2018 and 2019. With birth rates falling, this will have an impact on the demand for early years places. Strategic Planning suggest that projected birth rates are due to increase over the next few years.

Children born between 1<sup>st</sup> September 2020 and 31<sup>st</sup> August 2021 and registered with a GP

<b>North Yorkshire</b>	<b>4974</b>
Craven	376
Hambleton	682
Harrogate	1290
Richmondshire	425
Ryedale	407
Scarborough	876
Selby	918

Projected births 2021 – 2024

2021	5215
2022	5179
2023	5133
2024	5112

**Population of early years children**

There are 27,724 children under the age of five living in North Yorkshire (January census 2022) compared to 29,248 in December 2021, a decrease of 1,524 children. All districts saw a decrease in the number of children.

	Number of children							
	North Yorks	Craven	Hambleton	Harrogate	Richmond	Ryedale	Scarborough	Selby
Age 0	4974	376	682	1290	425	407	876	918
Age 1	5253	447	707	1389	425	438	907	940
Age 2	5568	463	781	1448	454	473	953	996
Age 3	5913	519	805	1541	529	486	960	1073
Age 4	6016	517	844	1626	484	453	1041	1051
Aged 0-4	27724	2322	3819	7294	2317	2257	4737	4978

**Population of school age children**

There are 60,712 children aged 5 – 14 years living in North Yorkshire (School Census, January 2021). This is a decrease of 1,304 children across all districts from the previous year.



	Number of children							
	North Yorks	Craven	Hambleton	Harrogate	Richmond	Ryedale	Scarborough	Selby
Age 5	4576	434	640	1133	399	374	799	797
Age 6	5897	548	815	1541	482	510	973	1028
Age 7	5953	533	838	1521	505	500	1036	1020
Age 8	5913	572	860	1536	478	471	998	998
Age 9	6217	555	913	1622	494	499	1129	1005
Age 10	6277	620	880	1624	502	571	1093	987
Aged 5-10	34833	3262	4946	8977	2860	2925	6028	5835
Age 11	6211	577	837	1688	520	490	1066	1033
Age 12	6498	765	876	1739	509	590	1055	964
Age 13	6751	826	792	1895	533	625	1033	1047
Age 14	6419	817	803	1771	530	614	986	898
Aged 11-14	25879	2985	3308	7093	2092	2319	4140	3942
Total 5-14	60712	6247	8254	16070	4952	5244	10168	9777

### **Population of children by school years**

	Number of children							
	North Yorks	Craven	Hambleton	Harrogate	Richmond	Ryedale	Scarborough	Selby
Birth to school age (0-4)	27724	2322	3819	7294	2317	2257	4737	4978
Primary school (R-6)	42575	3975	6061	11110	3486	3541	7353	7049
Secondary school (7-13)	37471	4931	4386	11659	2761	3443	5246	5045

### **Number and percentage of Black Minority Ethnic (BME) pupils**

There are a total of 6,352 children who are Black Minority Ethnic pupils aged 5 – 14 years living in North Yorkshire (School Census, January 2021). This is an increase of 511 children from the previous year.

	North Yorks	%	Craven	%	Hambleton	%	Harrogate	%	Richmond	%	Ryedale	%	Scarborough	%	Selby	%
Age 5	538	12%	54	12%	53	8%	167	15%	59	15%	27	7%	81	10%	97	12%
Age 6	598	10%	46	8%	72	9%	201	13%	57	12%	48	9%	94	10%	80	8%
Age 7	596	10%	48	9%	55	7%	203	13%	55	11%	44	9%	116	11%	75	7%
Age 8	567	10%	45	8%	66	8%	195	13%	57	12%	40	8%	81	8%	83	8%
Age 9	631	10%	53	10%	65	7%	221	14%	47	10%	41	8%	118	10%	86	9%
Age 10	604	10%	56	9%	59	7%	180	11%	63	13%	53	9%	105	10%	88	9%
Aged 5-10	3534	10%	302	9%	370	7%	1167	13%	338	12%	253	9%	595	10%	509	9%
Age 11	590	9%	52	9%	63	8%	214	13%	47	9%	29	6%	109	10%	76	7%
Age 12	723	11%	127	17%	76	9%	239	14%	50	10%	48	8%	96	9%	87	9%
Age 13	797	12%	147	18%	53	7%	278	15%	47	9%	47	8%	110	11%	115	11%
Age 14	708	11%	162	20%	70	9%	234	13%	40	8%	36	6%	83	8%	83	9%
Aged 11-14	2818	11%	488	16%	262	8%	965	14%	184	9%	160	7%	398	10%	361	9%

### **Children with Special Educational Needs and Disabilities (SEND)**

Families who have children with special education needs and disabilities (SEND) are entitled to support with childcare up to the age of 18. North Yorkshire County Council supports early years providers through a dedicated team from the Inclusion Education Service.

NYCC is aware that some families who have children with SEND prefer to defer their place in a reception class until the following year and that there is not always sufficient provision in out of school and holiday clubs for children with SEND.

## Early Years children with SEND

### Number of children in receipt of Element 2 Inclusion Funding for 2021

Age	Spring Term 2021	Summer term 2021	Autumn Term 2021
2	17	23	27
3 & 4	133	168	115
Total	150	191	142

### Number of settings in receipt of Disability Access Funding (DAF) for 2021

Term	Number children in receipt of DAF
Spring 2021	31
Summer 2021	28
Autumn 2021	14

### Children in receipt of two year old funding with either Disability Living Allowance (DLA) or who have an EHCP

Term	Number of 2 Y O children in receipt of DLA	Number of 2 Y O children who have an EHCP
Spring 2021	15	2
Summer 2021	8	18
Autumn 2021	14	13
Total	37	33

### Children with new Educational Health Care Plans (EHCP) for children aged 0 – 4 years

Term	Number of new EHCPs issued 2020	Number of new EHCPs issued 2021
Spring Term	21	12
Summer Term	44	52
Autumn Term	38	22
Total	103	86

### Number and percentage of pupils with SEND (EHCP and SEN Support

There were 9,450 children aged 5 – 14 years living in North Yorkshire with SEND. This is a decrease of 154 children from the previous year. (Schools Census, January 2021).

	North Yorks	%	Craven	%	Hambleton	%	Harrogate	%	Richmond	%	Ryedale	%	Scarborough	%	Selby	%
Age 5	362	8%	21	5%	80	13%	70	6%	25	6%	35	9%	71	9%	60	8%
Age 6	607	10%	37	7%	100	12%	134	9%	50	10%	69	14%	115	12%	102	10%
Age 7	759	13%	51	10%	132	16%	172	11%	71	14%	69	14%	137	13%	127	12%
Age 8	962	16%	77	13%	167	19%	241	16%	64	13%	86	18%	180	18%	147	15%
Age 9	1131	18%	71	13%	208	23%	266	16%	98	20%	106	21%	228	20%	154	15%
Age 10	1175	19%	85	14%	195	22%	296	18%	98	20%	102	18%	245	22%	154	16%
Aged 5-10	4996	14%	342	10%	882	18%	1179	13%	406	14%	467	16%	976	16%	744	13%
Age 11	1204	19%	104	18%	173	21%	328	19%	114	22%	87	18%	205	19%	193	19%
Age 12	1184	18%	115	15%	193	22%	295	17%	92	18%	108	18%	228	22%	153	16%
Age 13	1054	16%	120	15%	155	20%	255	13%	89	17%	90	14%	202	20%	143	14%
Age 14	1012	16%	99	12%	174	22%	263	15%	89	17%	71	12%	180	18%	136	15%
Age 11-14	4454	17%	438	15%	695	21%	1141	16%	384	18%	356	15%	815	20%	625	16%

## New Housing Developments in North Yorkshire

The table below shows the number of net completions (either new builds or conversions) by District and by year in the county for a three year period. From the data, the number of early years children as a result of the completed housing developments increased from 149 in 2018/19 to 172 in 2019/2020 before returning to 146 in 2020/21 with an estimate of 155 in 2021/22. The new housing developments do not suggest a spike in demand for early years places.

From queries into Families Information Service, requests for early years and out of school club places focus on where there has been housing development especially from along the Sherburn in Elmet corridor from Tadcaster to Selby. This also supports the increase in births in the Selby area.

	NH Estimate based on past 3 years average																			
	Pupil Yield					Pupil Yield					Pupil Yield					Pupil Yield				
	2018/19	EY (0.05)	Primary (0.25)	Secondary (0.13)	SEN (0.01)	2019/20	EY (0.05)	Primary (0.25)	Secondary (0.13)	SEN (0.01)	2020/21	EY (0.05)	Primary (0.25)	Secondary (0.13)	SEN (0.01)	2021/22 Est	EY (0.05)	Primary (0.25)	Secondary (0.13)	SEN (0.01)
North Yorkshire	2,979	149	745	387	30	3,434	172	859	446	34	2,914	146	729	379	29	3,109	155	777	404	31
Craven	250	13	63	33	3	291	15	73	38	3	188	9	47	24	2	243	12	61	32	2
Hambleton	473	24	118	61	5	658	33	165	86	7	594	30	149	77	6	575	29	144	75	6
Harrogate	682	34	171	89	7	975	49	244	127	10	879	44	220	114	9	845	42	211	110	8
Richmondshire	201	10	50	26	2	58	3	15	8	1	99	5	25	13	1	119	6	30	16	1
Ryedale	272	14	68	35	3	452	23	113	59	5	197	10	49	26	2	307	15	77	40	3
Scarborough	476	24	119	62	5	508	25	127	66	5	473	24	118	61	5	486	24	121	63	5
Selby	625	31	156	81	6	492	25	123	64	5	484	24	121	63	5	534	27	133	69	5

[www.gov.uk/government/statistical-data-sets/live-tables-on-net-supply-of-housing](http://www.gov.uk/government/statistical-data-sets/live-tables-on-net-supply-of-housing)

## Household Projections

A household is one person living alone or a group of people (not necessarily related) living at the same address who share cooking facilities and share a living room, sitting room or dining area [Families and households statistics explained - Office for National Statistics \(ons.gov.uk\)](https://www.ons.gov.uk/families-and-households-statistics-explained)

	2020	2021	2022 est
Craven	26,350	26,554	26,769
Hambleton	40,851	41,050	41,300
Harrogate	70,040	70,299	70,665
Richmondshire	22,473	22,525	22,598
Ryedale	24,891	25,147	25,428
Scarborough	50,775	51,046	51,372
Selby	38,051	38,430	38,881
	273431	275051	277013

## 3. Supply of Childcare

NYCC has a variety of childcare providers offering flexibility and a range of childcare provision. The childcare market includes Ofsted registered PVI providers (i.e. private day nurseries, preschools/playgroups, childminders, childcare on domestic premises), maintained schools and

academies with nursery provision, maintained nursery schools and independent schools with nursery provision.

The net total figure of early years settings across the county has decreased during 2021 by 28 providers (4%) from 712 to 684. As in the previous year, the biggest loss in the childcare market is the number of childminders who resigned their registration although two childminders set up nursery provision and relinquished their childminding registrations. Despite the number of childcare places childminders offer is relatively small compared to nurseries, they often provide vital childcare in rural areas for children of all ages.

Type of provision	18/1/2021	22/7/2021	21/12/21	Loss/Increase
Childminders	333	317	300	-33
Private Day Nurseries	140	143	143	+3
Preschools	83	81	81	-2
Independent School	13	13	13	0
School based provision	143	145	147	+4
<b>Total</b>	<b>712</b>	<b>699</b>	<b>684</b>	<b>-28</b>

#### Total Closed and Open Registrations Spring 2021 – Autumn 2021

	Closed	Open	-/+
<b>Childminders</b>	56	25	-31
<b>Playgroup/Preschools</b>	3	1	-2
<b>Day Nurseries</b>	5	8	+3
<b>Maintained nursery</b>	4	3	-1
<b>Academy nursery</b>	1	2	+1
<b>State funded gov. run</b>	2	4	+2
<b>Academy gov. run</b>	1	2	+1
<b>Total</b>	<b>73</b>	<b>45</b>	<b>-28</b>

As of December 2021 there were 684 providers offering a total of 13,808 childcare places compared to December 2020 when there were 14,202 childcare places. This is a net loss of 394 childcare places across the county. This does not include breakfast clubs, holiday clubs or out of school provision.

As of December 2021 there were 142 registered out of school club providers. The increase of four registered out of school club providers from December 2020 is as a result of schools updating their information with Families Information Service. There were 50 Holiday Clubs and 6 Breakfast Clubs in December 2021. These offered 686 childcare places.

	North Yorks			
	Providers	Funded	Non Funded	Total
Academy	0	0	0	0
Academy Governor-Run	2	26	0	26
Academy Nursery Class	39	933	0	933
Breakfast Club	6	0	30	30
Childcare On Domestic Premises	3	75	0	75
Childcare On Non Domestic Premises	0	0	0	0
Childminder	287	642	179	821
Creche	1	0	0	0
Day Nursery	145	7137	265	7402
Governor-Run Early Years Provision	25	409	0	409
Holiday Club	50	0	115	115
Home Childcarer	54	0	7	7
Maintained Nursery Class	74	1524	34	1558
Maintained Nursery School	3	140	0	140
Nursery Units Of Independent Schools	13	458	0	458
Out Of School Provision	142	45	496	541
Pre-School Playgroup	79	1986	0	1986
Total	923	13375	1126	14501

The DfE data collection survey continued from January 2021 with fortnightly collections of data from the early years providers. The DfE reduced the data collection to monthly from September 2021 until it finished in December 2021. The data collected provided the LA and DfE with the number of children accessing early year provision and whether there were any sufficiency issues.

Each year, the childcare market experiences turnover as providers close and new ones open and the market adjusts to parental preferences. The pandemic continues to have an impact on the childcare market.

National operators continue to consolidate and acquire single settings and small groups of settings. Kids Planet, a large company owning 96 nurseries across the UK, made its first acquisition in North Yorkshire purchasing Rainbow Day Nursery in the Selby area.

The PVI sector is reporting both nationally and within NYCC that they are facing a recruitment and retention crisis. A report issued by the Early Years Alliance (December 2021) stated that 84% of providers are finding it difficult to recruit staff. The most common reasons for staff leaving the sector was “feeling undervalued by the government”, exacerbated during the pandemic, and inadequate pay [Breaking Point: The impact of recruitment and retention challenges on the early years sector in England | early years alliance \(eyalliance.org.uk\)](#)

Following research of the early years sector, The Early Years Workforce Commission reported that “a clear and cohesive strategy of investment in the early years workforce” was needed and that the pandemic had accelerated the need for investment to achieve a “high quality and sustainable early years workforce for all children.” [a-workforce-in-crisis-saving-our-early-years.pdf \(pacey.org.uk\)](#)

The concerns in the PVI sector regarding recruitment and retention of staff are shared across North Yorkshire with settings anecdotally advising that they are struggling to recruit Level 3 qualified staff. Data collected within NYCC from the sector for the annual Coram Family and Childcare Survey during Autumn 2021 re-iterated the concerns within the sector regarding recruitment and retention of staff.

PACEY hosted virtual information sessions aimed at parents and Job Centre Plus claimants to promote the different types of careers in the childcare and early years sector. Men in the Early Years (MITEY) co-presented to encourage men into the sector. More sessions to be held in 2022. This information was shared with early years providers and colleagues in Early Help to promote to the wider community.

The DfE responded and issued an Early Years Careers Progression map to share with the sector.

## Provider availability across NYCC

There is a wide range of different types of childcare provider offering a breadth of experience and expertise across the early years sector. The variety and diversity of settings offers parents a range of flexible childcare options with many local providers working together in partnership to enable parents to meet their work commitments. This reflects that there is no homogeneity in early years and childcare provision. Harrogate and Selby offer the most funded childcare places.

	North Yorkshire			
	Total Providers	All Year	School Holidays	Term Time Only
Academy	0	0	0	0
Academy Governor-Run	2	0	0	2
Academy Nursery Class	43	0	0	43
Breakfast Club	6	0	0	6
Childcare On Domestic Premises	3	1	0	2
Childcare On Non Domestic Premises	0	0	0	0
Childminder	288	260	0	28
Creche	1	0	0	1
Day Nursery	145	134	0	11
Governor-Run Early Years Provision	0	0	0	0
Holiday Club	50	2	47	1
Home Childcarer	54	4	0	50
Maintained Nursery Class	74	0	0	74
Maintained Nursery School	3	0	0	3
Maintained Nursery Schools And Classes	0	0	0	0
Nursery Units Of Independent Schools	13	2	0	11
Out Of School Provision	142	29	2	111
Pre-School Playgroup	79	1	0	78
State Funded Governor Run	25	0	0	25
<b>Total</b>	<b>928</b>	<b>433</b>	<b>49</b>	<b>446</b>

Data from the sufficiency dashboard, indicates which providers offered childcare provision for atypical hours i.e. before 8am and after 6pm weekdays, overnight and at weekends. Only 52% of providers competed the section so the data does not reflect all providers across the county. However, if this data is reflective of the wider county, 82% of providers offer childcare before 8am during the week with the highest percentage in Selby (87%), Hambleton and Scarborough (85%), Craven (83%) and Harrogate (80%). Ryedale (77%) and Richmondshire (73%) were the lowest. Only 9% of childminders and one holiday club (4%) stated that they offered overnight provision.

There appears to be a lack of weekend provision available across the county which may cause problems if parental working patterns change to requiring childcare across the full seven days rather than predominantly five days as currently.

	North Yorkshire				
	Total Providers	Available <8am weekdays	Available >6pm weekdays	Overnight Provision	Available weekends
Breakfast Club	4	4	0	0	0
Childcare on Domestic Premises	31	31	0	0	0
Childminder	189	145	21	19	4
Day Nursery	121	106	15	0	0
Holiday Club	22	18	3	1	0
Maintained Nursery Class	2	2	0	0	0
Home Childcarer	3	1	1	1	0
Nursery Units of Independent Schools	3	3	0	0	0
Out of School Provision	93	80	13	0	0
Pre-School Playgroup	11	8	2	1	0
State Funded Governor Run	5	3	1	0	1
<b>Total</b>	<b>484</b>	<b>401</b>	<b>56</b>	<b>22</b>	<b>5</b>

Data from the sufficiency dashboard reflects that all year round childcare is provided mainly by childminders and day nurseries.

	North Yorkshire			
	Total Providers	All Year	School Holidays	Term Time Only
Academy	0	0	0	0
Academy Governor-Run	2	0	0	2
Academy Nursery Class	43	0	0	43
Breakfast Club	6	0	0	6
Childcare On Domestic Premises	3	1	0	2
Childcare On Non Domestic Premises	0	0	0	0
Childminder	288	260	0	28
Creche	1	0	0	1
Day Nursery	145	134	0	11
Governor-Run Early Years Provision	0	0	0	0
Holiday Club	50	2	47	1
Home Childcarer	54	4	0	50
Maintained Nursery Class	74	0	0	74
Maintained Nursery School	3	0	0	3
Maintained Nursery Schools And Classes	0	0	0	0
Nursery Units Of Independent Schools	13	2	0	11
Out Of School Provision	142	29	2	111
Pre-School Playgroup	79	1	0	78
State Funded Governor Run	25	0	0	25
<b>Total</b>	<b>928</b>	<b>433</b>	<b>49</b>	<b>446</b>

**Action: Continue to monitor the supply of childcare across the county, especially where there has been housing development, to ensure there is sufficient childcare particularly for vulnerable children and government funded three and four-year-old children.**

## Funding

Many pre-school children are eligible for 570 hours of childcare and education funded by the Government (equivalent to 15 hours a week for 38 weeks a year). This includes:

- All three and four-year-old children

- Most disadvantaged two-year-old children

In addition, children of working parents may be eligible for an additional 15 hours per week, based on certain criteria, enabling them to access 30 hours per week equating to 1,140 hours per year (Extended Entitlement).

### **Golden Ticket Process and revised Funding Process for disadvantaged two-year-old children**

The roll out of the Golden Ticket process for disadvantaged two-year-old children was launched as a pilot in November 2020 as part of the School Readiness agenda under the Grow and Learn.

The Behavioural Insights team had identified this as an area where a behavioural insights approach could be used to increase take up of funding.

The Golden Ticket pilot proved to be successful with families and early years providers. The local authority worked in partnership with Job Centre Plus and provided presentations to Job Centre Plus staff to explain the benefits of two-year-old funding on children's development and to explain the Golden Ticket process.

During the summer 2021, the DfE reviewed their data sharing documentation for the DWP data lists of parents potentially eligible for the two-year-old funding. Local authority officers were required to sign Individual Declaration Forms and Data Governance were required to complete an Information Security Questionnaire. The documentation needed to be completed by the local authority in order for the DfE to continue sharing the DWP data lists.

A revised Data Sharing Agreement was also issued by the DfE which required each local authority to agree to and implement a new "Agreement for the supply of DfE Data Extracts to Requester (Controller to Processor)".

The implication for the Golden Ticket process meant that the process of issuing potential families who were on the DWP list and were issued a Golden Ticket letter could no longer be used. Crucially, the DfE was explicit that the DWP data list must not be used to "make automated decisions on the basis of this data". The DfE strongly recommended that eligibility for funding was verified through the Eligibility Checking Service (ECS).

The Data Sharing Agreement also required that the data on the DWP must be destroyed after eight weeks. The data on the DWP list must be used within three weeks as after three weeks "the data is unlikely to be accurate and must not be used to contact parents." The data could only be retained by the local authority for the remainder of the eight week period for "monitoring purposes only" after which it must be destroyed. For families where data is already held on them (e.g. where a family had applied online), this was deemed to be information which belonged to the local authority.

The local authority therefore had to revise the two-year-old funding process with effect from November 2021 and stop using the Golden Ticket letter process. It was agreed that:-

- No further Golden Ticket letters would be issued from September 2021.
- All Golden Ticket letters which had been issued to families previously must be used in an early years setting by November 2021.
- Any child who was already accessing a funded place through a Golden Ticket letter code was unaffected.
- Families who had previously been issued with a Golden Ticket letter but had not taken up their two-year-old funded place by November 2021, would be required to apply online and have their eligibility checked through the ECS.
- All new potentially eligible families would need to apply online and have their eligibility checked through the ECS.



A revised two-year-old funding process was agreed between the different local authority departments to ensure that the process of applying online was as simple as possible and that the applicant received an immediate response about the outcome. The necessary system development work was executed to be able to implement the revised process from November 2021. The revised process included:-

- The Golden Ticket letter was adapted and stated that parents “may be eligible for funding” and to apply online.  
*Behavioural Insights theory was applied to the re-wording of the letter to keep it family friendly yet reflect the need for families to now apply.*
- The two-year-old funding letters would no longer be sent to families from the three main DWP list but from the updated lists in March, June, August and November.  
*This was for the local authority to be compliant with the DfE requirements that families eligibility should be checked as close to their child’s starting date as possible to ensure the family had not fallen out of eligibility. The online application process still allows parents/carers to apply online independently before receiving a prompt letter from the local authority.*
- Revised wording applied to the online application form based on Behavioural Insights.
- Revised wording applied to the NYCC website based on Behavioural Insights.
- All applications checked on ECS.
- When an online application is successful, the applicant receives an immediate “Found” response by email with a two-year-old funding code.
- Any applications which are “Not Found” or “Pending Keep Checking” are referred to the Families Information Service (FIS).
- All manual applications (such as Out of County/Looked After Children) continue to be processed as manual applications through FIS.
- Business Support process the “Found” applications and apply the discretionary tick to the Early Education Funding (EEF) tab.  
*Applying the EEF at the time of application enabled the Early Years Funding team to match children to the funding when they were submitted on the headcount.*
- The Data Protection Impact Assessment (DPIA) was revisited and agreed with Data Governance that the necessary privacy notices covered under NYCC Privacy Notice

Following the agreed revised process, the One Minute Guides for parents/carers and early years providers were amended to reflect the new process. Collaborate working with partners from Children and Families Service, Healthy Child Team and Inclusive Education Service helped raise awareness and understanding of the revised process and promote take up with families. Further work was also undertaken with colleagues from Job Centre Plus to ensure they had an understanding of the revised process.

During the roll out of the Golden Ticket letter process, the take up of two-year-old funding places increased across the county. Despite the effect the pandemic had on parents’ becoming more hesitant to take up their funded place, the take up increased. This could be as a result of the economic effect on family household incomes due to the pandemic and more families accessing universal credit.

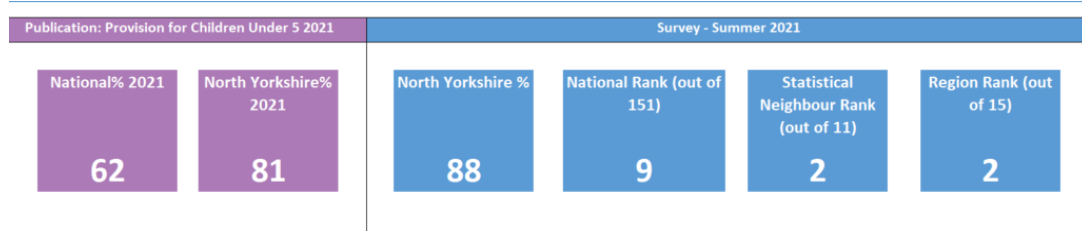
#### DfE Scorecard Data for Autumn Term 2020

Publication: Provision for Children Under 5 2020		Survey			
National% 2020	North Yorkshire% 2020	North Yorkshire %	National Rank (out of 151)	Statistical Neighbour Rank (out of 11)	Region Rank (out of 15)
69	75	71	57	7	10

#### DfE Scorecard Data for Spring 2021

Publication: Provision for Children Under 5 2020		Survey - Spring 2021				
National% 2020	North Yorkshire% 2020	North Yorkshire %	National Rank (out of 151)	Statistical Neighbour Rank (out of 11)	Region Rank (out of 15)	*Some local authorities submitted actual headcount, whereas others submitted estimated headcount.
69	75	85	7	2	1	<b>Actual</b>

## DfE Scorecard Data for Summer 2021



At the time of preparing the report the DfE Scorecard Data for Autumn 2021 was not available.

### Take up of funded two-year-old provision

The tables below shows internal data for the two-year-old funding take up by District for Spring, Summer and Autumn terms 2021. This shows that the take up for two-year-funding rose to 93% for those families who were matched and found to be eligible for Autumn Term 2021.

The tables show the percentage take up was measured only against those families who were matched on the DWP list. The tables show the numbers of two-year-old children who were eligible for funding and were registered to take up a place. The tables do not reflect how many children actually attended provision.

#### Spring Term 2021

1. District	2. Parents on Lis	3. Number matched	4. % Matc	5. Number Eligibl	6. Funding take	7. % take up (of matches)
Craven	110	53	48%	53	41	77%
Harrogate	258	122	47%	119	106	89%
Hambleton	167	82	49%	81	62	77%
Richmondshire	100	43	43%	43	32	74%
Ryedale	118	62	53%	62	51	82%
Scarborough	338	153	45%	151	141	93%
Selby	214	103	48%	103	89	86%
<b>Total</b>	<b>1305</b>	<b>618</b>	<b>47%</b>	<b>612</b>	<b>522</b>	<b>85%</b>

#### Summer Term 2021

1. District	2. Parents on Lis	3. Number matched	4. % Matc	5. Number Eligibl	6. Funding take	7. % take up (of matches)
Craven	102	57	56%	56	49	88%
Harrogate	232	125	54%	125	110	88%
Hambleton	174	87	50%	83	67	81%
Richmondshire	104	53	51%	53	46	87%
Ryedale	127	64	50%	63	57	90%
Scarborough	350	178	51%	176	162	92%
Selby	229	119	52%	118	101	86%
<b>Total</b>	<b>1318</b>	<b>683</b>	<b>52%</b>	<b>674</b>	<b>592</b>	<b>88%</b>

#### Autumn Term 2021

1. District	2. Parents on Lis	3. Number matched	4. % Matc	5. Number Eligibl	6. Funding take	7. % take up (of matches)
Craven	103	70	68%	70	64	91%
Harrogate	263	185	70%	181	163	90%
Hambleton	203	136	67%	133	120	90%
Richmondshire	107	78	73%	77	74	96%
Ryedale	133	96	72%	94	93	99%
Scarborough	411	314	76%	310	297	96%
Selby	273	203	74%	200	181	91%
<b>Total</b>	<b>1493</b>	<b>1082</b>	<b>72%</b>	<b>1065</b>	<b>992</b>	<b>93%</b>

It is anticipated that the take up figure will fall in Spring 2022 due to automated decisions (based on the parents potential eligibility due to being on the DWP list) no longer being used and eligibility being verified before funding is provided.

In anticipation of the fall in the take up of two-year-old funding in Spring 2022, the local authority applied and was successful in securing further support through NESTA from the Behavioural Insights Team. Along with a small number of other local authorities, the Behavioural Insights Team will work with the local authority to undertake a Randomised Control Trial (RCT) during Spring 2022. The RCT will involve using the March 2022 DWP list to send one group of parents the NYCC "business as usual" letter and one group of parents a letter designed by the Behavioural Insights Team. From the take up

rates for Spring 2022, a comparison will be made between the two groups to look at which letter had the greatest impact on parents applying for funding. A new DPIA will be required in order to undertake this trial.

**Action: To work with NESTA and the Behavioural Insights Team during Spring 2022 to undertake a Randomised Control Trial to compare letters sent to parents and the impact on take up rates of two year old funding.**

The table below shows how many two-year-old children were funded on each termly headcount in 2021 compared to 2020 in North Yorkshire. Spring 2020 was at the start of the first lockdown and the number of children reflects those claimed on the termly headcount before lockdown was in place. The increase in take up of two-year-old funded places for 2021 possibly reflects parental confidence in accessing childcare provision.

Term	Number of 2-year-old Funded Children on headcount	Term	Number of 2-year-old Funded Children on headcount
Spring 2020	1,264	Spring 2021	1,103
Summer 2020	909	Summer 2021	1,140
Autumn 2020	981	Autumn 2021	1,218

(NYCC, EYFT)

### **Providers offering funded early education places**

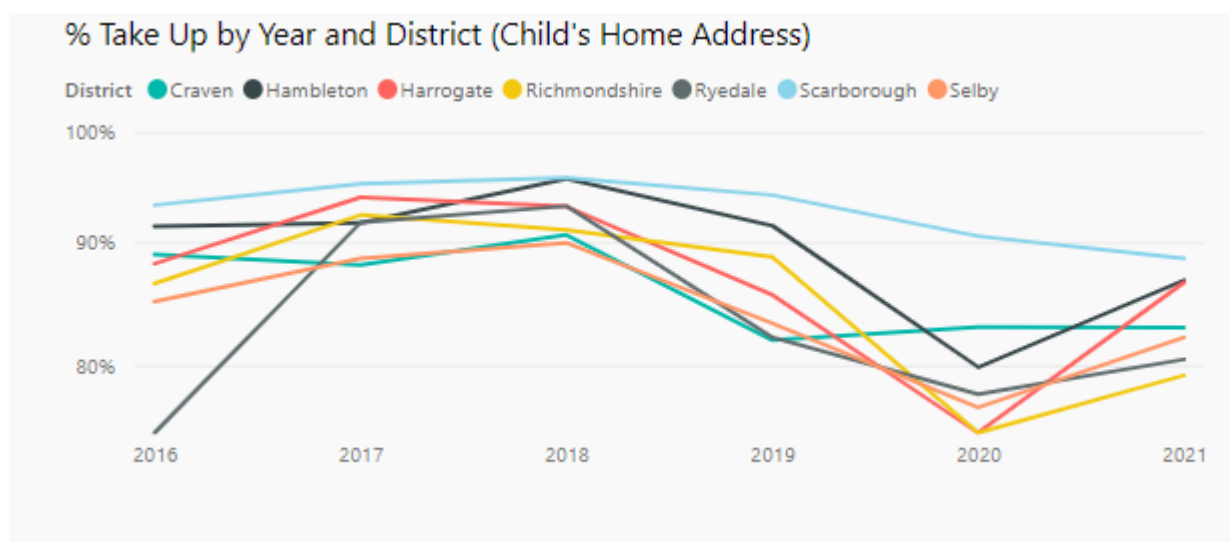
Providers are paid directly by the Government for delivering funded early education. One maintained nursery school offers two-year-old funded provision as part of their day nursery registration (0 – 2 years) rather than their school registration offer.

	Total Number of providers	Age 2 targeted	Age 2 targeted %	Age 3 and 4 universal 15 hours	Age 3 and 4 universal 15 hours %	Age 3 and 4 extended 30 hours	Age 3 and 4 extended 30 hours %
Academy			#DIV/0!		#DIV/0!		#DIV/0!
Academy Governor-Run	2	2	100%	2	100%	2	100%
Academy Nursery Class	43	27	63%	43	100%	43	100%
Breakfast Club	6		0%		0%		0%
Childcare On Domestic Premises	3	3	100%	3	100%	3	100%
Childcare On Non Domestic Premises			#DIV/0!		#DIV/0!		#DIV/0!
Childminder	290	210	72%	211	73%	211	73%
Creche	1		0%		0%		0%
Day Nursery	145	140	97%	140	97%	139	96%
Governor-Run Early Years Provision	25	23	92%	25	100%	25	100%
Holiday Club	50		0%		0%		0%
Home Childcarer	55		0%		0%		0%
Maintained Nursery Class	74	27	36%	73	99%	73	99%
Maintained Nursery School	3	1	33%	3	100%	3	100%
Nursery Units Of Independent Schools	13	12	92%	13	100%	13	100%
Out Of School Provision	142	4	3%	4	3%	4	3%
Pre-School Playgroup	79	78	99%	78	99%	78	99%
Total	931	527	57%	595	64%	594	64%

## Number of eligible 3 and 4-year-old children and take up by District 2020/2021

District	Number of eligible children 2020	Take up	% Take up 2020	Number of eligible children 2021	Take up	% Take up 2021	+/-
Craven	329	273	83%	328	272	83%	0
Hambleton	695	555	80%	597	518	87%	+7%
Harrogate	1049	696	66%	1046	906	87%	+19%
Richmondshire	296	213	72%	284	225	79%	+7%
Ryedale	266	207	78%	220	177	80%	+2%
Scarborough	675	611	91%	685	607	89%	-2%
Selby	613	471	77%	583	479	82%	+5%
No postcode (out of county)	202	107	53%	232	161	69%	+13%
North Yorkshire	4125	3133	76%	3975	3345	84%	+8%

## Take up of 3 and 4 year-old children 2016 – 2021



(FIS Sufficiency – Power BI Report)

The figures above reflect the impact of the pandemic on take up of funded places in 2020 and the rise in take up in 2021 as parental confidence grew. The take up is yet to return to the rate prior to the pandemic of 2018 (93%) and 2019 (86%). Take up in the Scarborough District fell by 2% however the overall rise of 8% across the county is a positive sign.

## Take up of Extended Entitlement Funding (30 hours) by District

### Spring 2021

District	No of places delivered	Number of hours claimed	Number of providers delivering EE/30 hrs entitlement	Number of children with SEND	% of SEND children	% using PVI group provider	% using non PVI provider or childminder	% using blended offer
Craven	393	56.08k	39	1	0.26	52.49	37.01	10.50
Hambleton	629	92.91k	71	3	0.49	75.04	19.45	5.51
Harrogate	1154	162.98k	110	4	0.35	73.53	23.14	3.33
Richmondshire	358	55.28k	46	0	0.00	55.24	39.66	5.10

Ryedale	338	39.56k	42	2	0.68	63.70	16.44	19.86
Scarborough	687	98.67k	77	2	0.30	66.17	25.63	8.20
Selby	729	104.16k	88	3	0.43	62.14	28.14	9.71
Total	4,288	609.62k	473	15	0.36	66.54	26.07	7.40

#### % of children taking different number of hours

District	30+ hrs	25 – up to 30	20 – up to 25	15 – up to 20	0 – up to 15
Craven	72.70	11.55	6.56	7.87	1.31
Hambleton	77.31	11.83	5.19	5.19	0.49
Harrogate	69.15	11.31	12.09	6.84	0.61
Richmondshire	87.54	5.38	3.40	2.83	0.85
Ryedale	65.07	12.67	15.75	5.82	0.68
Scarborough	74.81	7.75	11.03	5.51	0.89
Selby	75.86	7.86	9.00	6.71	0.57
Total	74.01	9.84	9.39	6.04	0.72

In Spring 2020, the total number of places and hours delivered was higher at 4,470 and 666.61k respectively showing a decrease of take up by 5% in Spring 2021. In Spring 2020 the headcount figures for that term would have reflected a business as usual take up of childcare places before the first national lockdown impacted on take up in subsequent terms. Spring 2021 was the start of another lockdown beginning on 5<sup>th</sup> January 2021 when early years providers were required to remain fully open. The drop in take up from the previous year reflects possible market hesitancy in Spring 2021. The number of early years providers delivering the 30 hours offer reduced by 18 to 473 compared to 491 the previous Spring.

#### **Summer 2021**

District	No of places delivered	Number of hours claimed	Number of providers delivering EE entitlement	Number of children with SEND	% of SEND children	% using PVI group provider	% using non PVI provider or childminder	% using blended offer
Craven	462	76.62k	41	2	0.45	53.91	35.35	10.74
Hambleton	732	128.00k	72	5	0.70	73.22	20.36	6.42
Harrogate	1408	237.62k	121	7	0.51	73.46	22.34	4.19
Richmondshire	445	81.15k	47	0	0.00	54.00	40.50	5.49
Ryedale	385	59.84k	40	3	0.82	64.31	24.80	10.90
Scarborough	818	138.19k	81	5	0.63	65.83	24.97	9.21
Selby	908	153.00k	92	8	0.92	60.74	27.94	11.32
Total	5,158	874.43k	494	30	0.60	65.99	26.40	7.61

#### % of children taking different number of hours

District	30+ hrs	25 – up to 30	20 – up to 25	15 – up to 20	0 – up to 15
Craven	70.92	11.86	6.71	8.95	1.57
Hambleton	80.61	8.09	4.88	6.00	0.42
Harrogate	72.23	12.00	10.34	4.99	0.43
Richmondshire	88.33	4.58	4.35	2.29	0.46
Ryedale	59.40	15.80	15.80	7.36	1.63
Scarborough	77.18	7.19	8.70	6.43	0.50
Selby	72.40	12.36	8.31	6.24	0.69
Total	74.59	10.36	8.50	5.87	0.68

The take up for Summer 2021 showed an increase compared to Summer 2020. The number of places delivered increased by 38 from 5,120 to 5,158 and the total number of hours claimed increased from 840.82k in 2020 to 874.43k (+33.61k) in Summer 2021. The number of early years providers delivering the 30 hours offer reduced by 23 to 494 compared to 517 the previous Summer. There was an increase of 21 providers delivering the 30 hours from Spring 2021 to Summer 2021.

### **Autumn 2021**

District	No of places delivered	Number of hours claimed	Number of providers delivering EE entitlement	Number of children with SEND	% of SEND children	% using PVI group provider	% using non PVI provider or childminder	% using blended offer
Craven	290	47.37k	39	0	0	50.90%	35.13%	13.98%
Hambleton	483	83.59k	68	1	0.21%	72.54%	19.50%	7.97%
Harrogate	898	153.46k	109	2	0.23%	71.92%	21.23%	6.85%
Richmondshire	292	53.21k	41	1	0.35%	52.43%	41.67%	5.90%
Ryedale	248	38.91k	39	1	0.42%	62.71%	21.61%	15.68%
Scarborough	504	84.29k	70	5	1.03%	66.87%	23.25%	9.88%
Selby	617	104.38k	72	3	0.51%	63.20%	22.83%	13.97%
Total	3,332	565.21k	438	13	0.40%	65.54%	24.66%	9.80%

### **% of children taking different number of hours**

District	30+	25 – up to 30	20 – up to 25	15 – up to 20	0 – up to 15
Craven	69.89%	11.11%	8.96%	7.89%	2.15%
Hambleton	76.10%	7.34%	10.69%	4.61%	1.26%
Harrogate	73.97%	11.07%	11.19%	3.20%	0.57%
Richmondshire	86.81%	5.56%	4.86%	2.43%	0.35%
Ryedale	62.71%	12.71%	15.25%	8.05%	1.27%
Scarborough	77.78%	6.79%	9.26%	5.76%	0.41%
Selby	80.41%	6.30%	5.79%	6.30%	1.19%
Total	76%	8.64%	9.38%	5.05%	0.93%

The take up for the Autumn Term 2021 shows an increase in take up from Autumn 2020. The number of places delivered increased from 3,134 to 3,332 (increase of 198) and the total number of hours claimed increased slightly from 562.12k in 2020 to 565.21k in 2021. Autumn term is traditionally the term where the numbers are lower due to the ages of children. The number of providers delivering the 30 hours offer fell to 438 in Autumn which possibly reflects when the children become eligible as well as the number of providers who have left the profession.

### **30 hrs/Extended Entitlement Take Up – Year by Year**

#### **Number of places delivered**

Year	Spring	Summer	Autumn
2018	4238	4905	3237
2019	4344	5107	3346
2020	4470	5120	3134
2021	4288	5158	3332

### Number of Extended Hours Claimed

Year	Spring	Summer	Autumn
2018	537.84k	726.50k	588.67k
2019	588.78K	693.60k	619.55K
2020	666.61K	840.82K	562.12K
2021	609.62K	874.43K	565.21k

### Number of Providers delivering 30 Hrs

Year	Spring	Summer	Autumn
2018	484	507	465
2019	497	509	462
2020	491	517	456
2021	473	494	438

### Number and % of children with SEND

Year	Spring		Summer		Autumn	
2018	17	0.42%	21	0.45%	8	0.26%
2019	19	0.46%	49	1.02%	21	0.66%
2020	17	0.40%	31	0.63%	5	0.16%
2021	15	0.36%	30	0.60%	13	0.40%

### **Number of children in receipt of Early Years Pupil Premium (EYPP)**

The table below shows the cumulative figure of the number of three or four year old children who were in receipt of early years pupil premium. The figure drops for Autumn 2021 as some of those children would have moved into Reception Year.

Spring 2021	Summer 2021	Autumn 2021
938	1178	615

(NYCC EYFT)

### **Covid Local Support Grants**

Additional funding through the Covid Local Support Grants (CLSG) was paid during the Easter, Spring and Summer school holidays. Additional funding was allocated to settings to support families of three and four-year-old children in receipt of EYPP or families with two-year-old children in receipt of two-year-old funding. Support of £15 per week per child was made through the purchase of supermarket vouchers with a contribution of £20 for the administration costs of purchasing and distributing the vouchers. A discretionary amount, equal to 20% of the basic grant payment, was also made to support other families who may not have met the economic criteria for EYPP or two-year-old funding. This was administered by the Early Years Funding team directly with early years providers.

## **4. Cost of Early Years Childcare**

### **Cost of early years childcare nationally and regionally**

The Coram Family and Childcare Costs Survey 2021 [Childcare Survey 2021 | Family and Childcare Trust](#) found that prices have risen in Great Britain above inflation once again.

In England, the average cost of a part-time (25 hours) nursery place for a child under two was £140.27 per week and £119.02 with a childminder. In Yorkshire and Humberside, the average costs were

£115.39 and £101.49 respectively. In NYCC, the average costs were £136.00 and £121.00 respectively (based on the returned surveys).

In England, the average cost of a part-time (25 hours) nursery place for a child two or over was £134.73 per week and £117.86 with a childminder. In Yorkshire and Humberside, the average costs were £110.52 and £101.07 respectively. In NYCC, the average costs were £131.75 and £121.75 (based on the returned surveys).

In England, the average cost for children aged three and four for a part-time nursery place (25 hours a week including universal entitlement) was £52.44 or £101.58 for 50 hours a week (including 30 hours extended entitlement). In Yorkshire and Humberside these costs were £43.78 and £86.67 respectively.

In England, the average cost for children aged three and four for a part-time place (25 hours a week including universal entitlement) with a childminder was £48.31 or £91.68 for 50 hours a week (including 30 hours extended entitlement). In Yorkshire and Humberside these costs were £40.42 and £80.95 respectively.

In England, the average weekly cost of an after school club or childminder for children aged 5 – 11 years was £62.56 or £71.55. In Yorkshire and Humberside, these costs were £52.62 and £60.67 respectively.

#### Average childcare costs in Yorkshire and Humberside 2020 for children under three

	2020	2021	2021	2020	2021	2021
Type of provision	Average weekly costs part time (25 hours)	Average weekly costs part time (25 hours)	Increase /decrease Per week	Average weekly cost full time (50 hours)	Average weekly cost full time (50 hours)	Increase /decrease Per week
Day Nursery - under 2	£113.76	£115.39	+£1.63	£222.68	£228.65	+£5.32
Day Nursery - 2 and over	£111.15	£110.52	- 63p	£215.64	£218.61	+£2.97
Childminder - under 2	£100.57	£101.49	+92p	£200.58	£203.21	+£2.63
Childminder – 2 and over	£100.22	£101.07	+85p	£199.89	£202.51	+£2.62

[Childcare Survey 2021 | Family and Childcare Trust](#)

#### Average childcare costs in Yorkshire and Humberside for three and four year olds

	2020	2021	2021	2020	2021	2021
Type of provision	Average cost for 25 hours (after 15 hours universal = paying for 10 hours)	Average cost for 25 hours (after 15 hours universal = paying for 10 hours)	Increase /decrease Per week	Average cost for 50 hours (after 30 hours extended entitlement = paying for 20 hours)	Average cost for 50 hours (after 30 hours extended entitlement = paying for 20 hours)	Increase /decrease Per week
Day Nursery	£45.44	£43.78	-£1.66	£85.50	£86.67	+£1.17
Childminder	£40.08	£40.42	+34p	£79.93	£80.95	+£1.02

[Childcare Survey 2021 | Family and Childcare Trust](#)

Data gathered for the Family and Childcare Trust 2021 survey, indicated the following:-



Average price for a nursery place in NYCC per week

	25 hours per week		50 hours per week	
	Maintained	PVI	Maintained	PVI
Child under 2 years	N/A	£136.00	N/A	£271.50
Child aged 2 (those not eligible for government funding)	£122.50	£131.75	£245.00	£263.50

The most expensive nursery providing 25 hours childcare per week for a child under 2 was £275.00 and the cheapest nursery was £116.25 per week.

Average price for a nursery place in NYCC per week

	25 hours per week		50 hours per week	
	Maintained	PVI	Maintained	PVI
Child 3 and 4 years (before free entitlement taken into account)	£114.25	£177.05	£228.50	£253.00

Average price for a childminder in NYCC per week

	25 hours per week	50 hours per week
Child under 2 years	£121.75	£243.50
Child aged 2 years (those not eligible for government funding)	£121.75	£243.50
Child aged 3 and 4 (before free entitlement taken into account)	£121.75	£243.50
Child at school, for pickup and care up to around 6pm (approximately <u>15 hours per week</u> )	£66.00	

The average weekly price for a place in an after school club for 15 hours per week in NYCC was £76.50.

The Government-funding rate paid in NYCC for three and four year olds from April 2021 was £4.15. Government funding for disadvantaged two-year-old children paid in NYCC from April 2021 was £5.36 per hour. Parental fees charged by providers vary based on the number of hours used with possible reductions for longer hours or discounts for siblings. Providers are entitled to charge for additional services such as meals, nappies etc..

**Average cost per hour of early years childcare in North Yorkshire**

Providers who completed the Sufficiency dashboard provided their hourly price to provide childcare. From this data, the average cost for early years provision (not including breakfast club/holiday club/home childcarer and out of school provision) was £4.28 per hour in 2021. This reflects a drop from £4.80 in 2020 comparing the same data. However, as stated, this is based on the prices for childcare where provided by the setting.

	Average Hourly Price							
	North Yorks	Craven	Hambleton	Harrogate	Richmond	Ryedale	Scarborough	Selby
Academy								
Academy Governor-Run								
Academy Nursery Class	£4.36	£4.50	£4.17	£4.40	£4.00	£4.05	£4.35	£4.70
Breakfast Club	£3.25	£4.50					£2.00	
Childcare On Domestic Premises								
Childcare On Non Domestic Premises								
Childminder	£4.75	£4.56	£4.88	£4.76	£5.16	£4.38	£4.14	£4.42
Creche								
Day Nursery	£5.67	£6.87	£5.93	£5.70	£5.61	£5.22	£5.36	£4.93
Governor-Run Early Years Provision	£4.39		£4.11	£5.13	£4.00	£4.16		£3.50
Holiday Club	£9.50		£5.00			£14.00		
Home Childcarer	£4.75		£5.00	£4.67				
Maintained Nursery Class	£4.35	£4.33	£4.58	£4.33	£4.60	£4.26	£4.17	£4.53
Maintained Nursery School	£5.25	£6.00					£4.50	
Nursery Units Of Independent Schools	£5.49	£4.45				£7.53		£4.50
Out Of School Provision	£4.29	£4.04	£4.88	£5.13	£4.50	£4.75	£3.36	£3.31
Pre-School Playgroup	£4.76	£5.28	£4.46	£4.94	£4.87	£4.68	£4.50	£4.79
Average price	£5.07	£4.95	£4.78	£4.88	£4.68	£5.89	£4.05	£4.34

### Average costs per hour in North Yorkshire 2019 - 2021

Provider Type	Childminder	Day Nursery	Preschool	Maintained Nursery School	Maintained school with nursery	Academy school with nursery
Average cost per hour 2019	£4.24	£5.23	£4.40	£5.25	£4.17	£4.51
Average cost per hour 2020	£5.06	£6.28	£5.24	£5.25	£4.87	£5.04
Average costs per hour 2021	£4.75	£6.87	£4.76	£5.25	£4.35	£4.36

For school age children during term time, we report on average prices before school per hour, and after school per hour. For holiday childcare, we report based on holiday club prices by day or by week. This does not include after school clubs such as choir/chess etc.. The prices of childcare is based only on data provided settings who completed the information.

### Average costs per hour across North Yorkshire for wraparound provision

Provider Type	Average cost per hour 2019	Average cost per hour 2020	Average cost per hour 2021
Before school/breakfast club	£3.25	£4.50	£3.25
After school/out of school club	£4.03	£4.50	£4.29
Holiday club per hour	£4.25	£4.30	£9.50

## 5. Quality of childcare in North Yorkshire

In group PVI settings, the manager must hold at least a full and relevant level 3 qualification and at least half of all other staff must hold at least a full and relevant level 2 qualification in Childcare settings. Childminders must have completed training that helps them to understand and implement the EYFS.

## Ofsted Inspections

Full Ofsted inspections were resumed on 4<sup>th</sup> May although regulatory inspections had taken place prior to 4<sup>th</sup> May where necessary. Due to the rise of Omicron, Ofsted did not undertake any inspections during the last week of the Autumn Term 2021 (no inspections after 13<sup>th</sup> December 2021).

Between 4<sup>th</sup> May and 10<sup>th</sup> December 2021, Ofsted carried out 54 inspections across the PVI early years sector and four in out of school club settings.

### Ofsted Inspection Judgements – 4<sup>th</sup> May 2021 – 10<sup>th</sup> December 2021

Type of provision	Outstanding	Good	Requires Improvement	Inadequate	Met	Not Met
Day Nursery	0	9	5	1	N/A	N/A
Preschool	0	4	0	0	N/A	N/A
Childminder	4	22	0	1	8	0
OOSC/holiday club	0	0	0	0	3	1
<b>Total</b>	<b>4</b>	<b>35</b>	<b>5</b>	<b>2</b>	<b>11</b>	<b>1</b>

Due to sufficiency concerns, two of the day nurseries who received Requires Improvement judgements were able to continue offering newly eligible two-year-old funded children places. It was also agreed that two further day nurseries who received RI judgements, would be allowed to offer government funded two-year-old places to identified children who had been attending the nurseries since babies and who would have suffered as a consequence of not allowing the nurseries to offer the funded place to the respective family.

During this period, Ofsted suspended one day nursery (11/5/2021 – 12/11/21), one childminder (8/10/21 – 19/11/21), one preschool (12/11/21 – 23/12/21) and one childminder (11/11/21 – 22/12/21). One childminder subsequently resigned as a consequence of the suspension. The Early Years Strategy Manager, the LADO and EY Funding team worked in partnership with Ofsted throughout the suspension periods of each of these providers.

### Total number of providers as at December 2021 judged “Inadequate”

Type of Provision	District
Day Nursery	Ryedale
Childminder	Selby
<b>Total</b>	<b>2</b>

### Total number of providers as at December 2021 judged “Requires Improvement”

Type of Provision	District
Day Nursery	Selby
Day Nursery	Selby
Day Nursery	Craven
Day Nursery	Richmondshire
Day Nursery	Hambleton
<b>Total</b>	<b>5</b>

As of December 2021, there were 523 PVI providers registered with Ofsted or a Childminder Agency. Of these, 98.2% were judged as being “Good” or “Outstanding” in North Yorkshire. This shows an increase from the December 2020 in the number of providers judged “Good” or “Outstanding” as providers who had been previously graded “Inadequate” or “Requires Improvement” received a Good inspection grading once inspections resumed.

	North Yorks	
	Providers	% achieving good or outstanding
Childcare in Domestic Premises	3	100.0%
Childminders	278	90.0%
Creche	1	100.0%
Day Nursery	145	95.2%
Governor Run Early Years Provisions	25	100.0%
Holiday Club	50	100.0%
Home Childcarer	55	100.0%
Out of School Provision	142	98.8%
Pre School Playgroup	79	100.0%
<b>Total</b>	<b>778</b>	<b>98.2%</b>

Changes to the Statutory Framework for the Early Years Foundation Stage became effective from 1<sup>st</sup> September 2021 with principal changes to the learning and development requirements and small changes to the safeguarding and welfare requirements. The revised framework reflected updates in legislation and systems that have taken place since the EYFS framework was updated in 2017. The framework is mandatory for all early years providers in England and Ofsted have regard to the framework in carrying out inspections and reporting on the quality and standards of provision.

### **Comparing Ofsted grades over time**

Comparing Ofsted grades over time			
% Good or Outstanding (inc Met)	North Yorks		
	Jan 2020	Jan 2021	Jan 2022
Childcare in Domestic Premises	100.0%	100.0%	100.0%
Childminders	96.9%	96.9%	90.0%
Creche	100.0%	100.0%	100.0%
Day Nursery	95.8%	98.2%	95.2%
Governor Run Early Years Provisions	100.0%	100.0%	100.0%
Holiday Club	93.8%	93.1%	100.0%
Home Childcarer	81.8%	96.0%	100.0%
Out of School Provision	94.6%	96.8%	98.8%
Pre School Playgroup	95.1%	96.0%	100.0%
<b>Total</b>	<b>95.5%</b>	<b>96.8%</b>	<b>98.2%</b>

### **Early Years Educational Recovery**

On 16 December 2021, Ofsted published the first in a series of [briefings](#) on how early years providers are coping with the continuing effects of COVID-19 and how education recovery is being approached. The findings are based directly on inspection evidence gathered in November 2021.

Key highlights are:

- Some children are still not at expected levels in prime areas of learning (Communication and Language, Personal, Social and Emotional development and Physical development)
- Settings have been adapting their curriculum to teach children about sharing, turn taking and wider social skills
- Childminders are creating networks to provide more socialisation opportunities
- Providers have found new starters settle into childcare with targeted support but this has taken a little longer than previous cohorts.

### **Support for the Early Years sector in NYCC**

Following the launch of the Healthy Schools Award, Public Health, through the Healthy Schools Programme Manager and the Health and Wellbeing Advisor, launched the “Healthy Early Years Award”

during Autumn term 2021. The award, funded by Public Health, enabled all North Yorkshire early years settings to take part in the scheme free of charge. Following the launch, 34 early years providers enrolled to take part in the scheme [Home - Healthy Schools North Yorkshire](#)

Two Senior Education Advisors who had previously had a general 0 – 19 remit with specialism in early years, were appointed as Early Years Advisers in Autumn 2021 to concentrate on the early years predominantly working with schools in the first instance.

A Service Level Agreement (SLA) has been devised for the PVI sector offering a traded offer of support and it is hoped that this will go live in 2022.

Training was delivered virtually to early years providers with 57 courses run online between October 2020 and December 2021 including Spring, Summer and Autumn term Early Years Leaders' Forums and dedicated EYFS training in preparation for the revised Early Years Foundation Stage Statutory Framework which became mandatory from 1<sup>st</sup> September 2021.

The local authority worked in partnership with the Ministry of Defence (MOD) to promote grants available to early years settings to help them improve provision for children of service families in their settings. Approximately 25 settings applied for funding.

Ongoing support to schools who are considering either opening their own nursery provision either as direct school provision or governor run provision, lowering their nursery age to 2 or incorporating existing provision into their structure. During 2021, 18 schools made enquiries or undertook the process.

In response to concerns in the sector about business viability, the local authority secured bespoke support from the Local Government Association (LGA) to offer all early years providers including the PVI sector and schools the opportunity to attend free webinars and open discussion groups focusing on a changes in demand models of delivery, reaching and engaging with families and money matters including maximising different income streams. The webinars, entitled "Sustainability Health Check for Early Years and Childcare Providers in North Yorkshire" were delivered by the LGA. The webinars and discussion groups were held during October 2021 and November 2021. Approximately 26 different settings attended from across the sector. From feedback, some key themes settings identified for change were:-

- Ensuring parents know about the different funding streams rather than assuming they know
- Accessing Childcare Choices and supporting parents to register and use Tax Free Childcare
- Making time to reflect on their provision rather than just fire-fighting and rushing to get things done
- Making websites more family friendly including websites with more pictures and simple messages instead of lots of narrative.
- Mystery shopping their own provisions through the eyes of a family at 2am in the morning
- Recognizing that sustainability/business planning/quality of provision are all interlinked and inter-dependable
- Doing a "day in the life of a parent" for their families and providers to put themselves in the shoes of the different families.

The local authority secured bespoke support from the Local Government Association (LGA) to develop an Early Years and Childcare Strategy. Funded by the Department for Education, 12 councils were selected to be supported in developing a multi-agency Early Years and Childcare Strategy. The period of support from the LGA was September 2021 – March 2022. The Strategy aligned with the Childhood Futures Transformation Programme. This was a new strategic partnership with the vision to respond to local need and target provision where it is needed most. Its aims are to re-align and integrate services to work alongside community capacity to reduce inequalities, improve outcomes for children and young people and maximise a child's potential to thrive. Central to this is an ambition for an Early Years and Childcare Strategy to be developed, agreed and launched before the end of 2021/2022.

**Action: Develop an Early Years and Childcare Strategy to provide an overarching framework of services working together to achieve the best start for every child and their family across the whole county.**

The local authority launched an Integrated Review (IR) pilot in Autumn 2021 in the Craven district for children requiring a progress check at two years (Early years foundation stage (EYFS) statutory framework - GOV.UK (www.gov.uk) 2.4). It was agreed that the following were the principles of trialling an Integrated

Review pilot:-

- A shared understanding of how the IR fits in to the wider process for identification and support between all stakeholders.
- A shared understanding of professional roles and when/how different stakeholders undertake the reviews
- That parents should be key stakeholders
- That North Yorkshire is a large county and a manageable system for sharing information needs to be considered for all parties.

It was agreed that Craven would be the area to pilot an IR before potential roll out across the county.

The rationale for Craven:-

- it is a rural area
- the GLD results for EYFS children were one of the lowest in the county
- it has the lowest level of GLD results for children with SEND
- there are two Maintained Nursery Schools
- provision is monitored closely to ensure sufficient childcare places
- previous lack of engagement by the sector with the LA
- the HCP team is experienced and staffing is stable.

An Integrated Review Pathway was devised to identify children who would benefit from a targeted Integrated Review based on the following factors:-

- Children who have been identified as vulnerable by the EYP
- Children who are Universal Plus or Universal Partnership Plus with Healthy Child Team (HCT)
- Children with multiple risk factors (linked to the Grow and Learn criteria)
- Children who are open to Children and Families Service
- Children receiving 2 year old funding

A launch meeting was held in September with a follow-up meeting in December. A snap survey was devised which was sent to all participants across the different services and went live in January 2022 with a completion date of 18<sup>th</sup> February 2022. Families will also be surveyed. The pilot is due to end Easter 2022.

**Action: To review the feedback and impact of the Integrated Reviews when the pilot ends at Easter 2022. To evaluate the pilot to inform possible roll out countywide from September 2022.**

## **6. Information and publicity for early years**

The Families Information Service (FIS) exists to fulfil the statutory duty (Section 12, Childcare Act 2006) to offer a service to provide information, advice and assistance about childcare and other activities to benefit parents, children and young people. Throughout the pandemic, the FIS helpline remained open for parents as well as access through email.

Information from FIS supported the Community Services Directory NY Connect to ensure that parents and carers had access to a range of information including childcare provision, wraparound care and holiday clubs <https://www.northyorks.gov.uk>

Relationships were developed with Job Centre Plus colleagues and presentations were held with colleagues from different Job Centre Plus offices to explain and promote the importance of families accessing and taking up their funded childcare offer.

Information continued to be cascaded to early years providers through monthly Key Messages and targeted emails to provide information directly to parents through partnership working with settings. Information from colleagues in partner services was shared to provide families with holistic information e.g. the ICON message [ICON - Babies cry you can cope - Advice and Support | ICON \(iconcope.org\)](#) and the NHS North Yorkshire Clinical commissioning Group (CCG) Sleep Clinics.

During 2021, a number of changes to the “Actions for Early Years Settings” (DfE guidance) were issued with no further expectation that childcare places would be limited in childcare settings.

Reassurance messages continued to be posted during the Spring and early Summer 2021 to encourage parents to take up their childcare place in settings. This included pieces sent to regional papers and shared on Yorkshire Coast’s Planet Radio [North Yorkshire’s Early Years providers to help young children settle back into childcare \(planetradio.co.uk\)](#) and in the North Yorkshire Now e-magazine <https://www.northyorks.gov.uk>

Craven Herald Newspaper (May 2021)

Northern Echo Newspaper (17 May 2021)



Messages were posted on Facebook and Instagram to encourage parents to take up a childcare place in a North Yorkshire childcare setting for their child.



In addition to NYCC publicity, national campaigns were launched to support the importance of children taking up their early education and childcare place in an early years settings.



Building on the successfully posting of early years re-assurance messages on social media during the pandemic, the possibility of an annual planned comms strategy could be explored with the Comms team to further develop communication with parents.

**Action: To explore the possibility of an annual comms strategy to communicate with parents.**

### Summary and recommendations

The impact of Covid-19 continues to hit the childcare sector with early years settings hit by staff absences due to illness or having to isolate. Childminders continue having to close due to a positive case within their household.

The childcare market faces a change over the coming year as large national operators such as Kids Planet continue to consolidate by acquiring single settings and small groups. This will require monitoring throughout the county.

The sector will continue to face increasing financial pressures despite the rise in the national Early Years Funding rate. This is due to pressures caused by increases in wages, pension contributions and NI contributions. Additional financial pressures following the Covid-19 pandemic caused by possible debts accrued as well as government and bank loans to be repaid.

The continuing drop in the birth rate will impact on demand for places as will changing family needs and working patterns.

Overall, the childcare market in North Yorkshire appears to be resilient although the full impact of the pandemic will become apparent over the next 12 months. Uncertainty and the economic impact of COVID-19 continues to characterise the future of the childcare sector.

Concerns about staffing in childcare settings may be one of the biggest risks over the next 12 months as staff leave for other types of employment or retire from the sector. The sector continues to voice concern about the challenge of recruiting new staff, especially staff qualified to Level 3, into the profession.

Employment changes to parents will continue to create variants in the demand for childcare including out of school provision and wraparound care.

Childcare providers may need to consider more flexible models of service delivery, particularly with stretched offer places, to enable working families to access their government entitlement for fewer hours per week but over more weeks.



The supply and demand of childcare places must continue to be monitored to ensure there is sufficient quality early years provision in North Yorkshire.

### Recommendations

To ensure the local authority meets the statutory duty to secure sufficient childcare, *as far as is reasonably practicable*, the following are recommended:

1. To continue to monitor the supply of childcare across the county, especially where there has been housing development, to ensure there is sufficient childcare particularly for vulnerable children and government funded three and four-year-old children.
2. To work with NESTA and the Behavioural Insights Team during Spring 2022 to undertake a Randomised Control Trial to compare letters sent to parents and the impact on take up rates of two year old funding
3. Within Childhood Futures, to develop an Early Years and Childcare Strategy to provide an overarching framework of services working together to achieve the best start for every child and their family across the county.
4. To review the feedback and impact of the Integrated Review pilot in Easter 2022 with a view to possible roll out across the county from September 2022.
5. Through the Early Years and Childcare Strategy, to explore the possibility of an annual comms strategy to communicate with parents.

### Useful Resources

The Coram Family and Childcare Survey 2021 annual childcare survey which showed that childcare fees have risen by an average of 4% in the last year [Childcare Survey 2021\\_Coram Family and Childcare.pdf \(familyandchildcaretrust.org\)](#)

Research by the Education Policy Institute and NDNA (The Covid Pandemic and Early Years Workforce, March 2021) suggests around 7% of the national Early Years workforce left the sector voluntarily in Autumn 2020 and around 4% of the workforce have been made redundant.

The Coram Family and Childcare Trust published “Covid and Childcare: The Role of Local Authorities” which presented findings from a survey of 122 LA Early Years Leads between February and April 2021. Amongst the finding, the report stated that “Demand for parent-paid hours fell substantially during the first lockdown and stayed significantly below usual levels... demand for these hours fell more than demand for free entitlement hours.” and “Concerns about the future of the out-of school sector were raised throughout the survey.” [Covid and Childcare - the role of local authorities.pdf \(familyandchildcaretrust.org\)](#)

Report produced by Helen Smith, Early Years Strategy Manager  
Education and Skills Department, Children and Young People’s Services  
North Yorkshire County Council  
Collated January/February 2022. Published March 2022