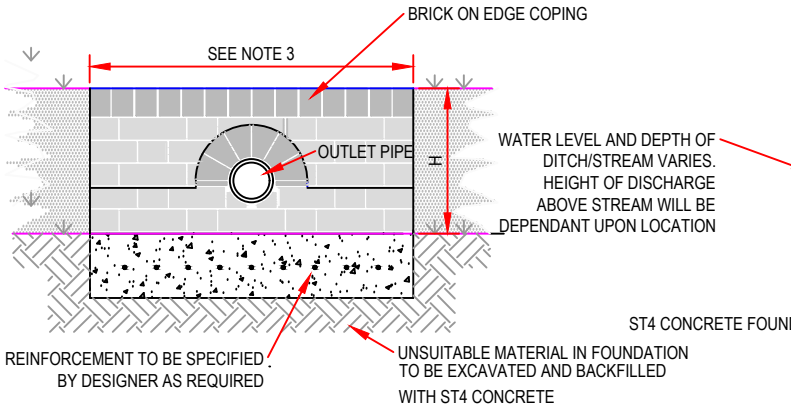

ELEVATION OF HEADWALL OUTFALL TO POND / SIDE OF DITCH

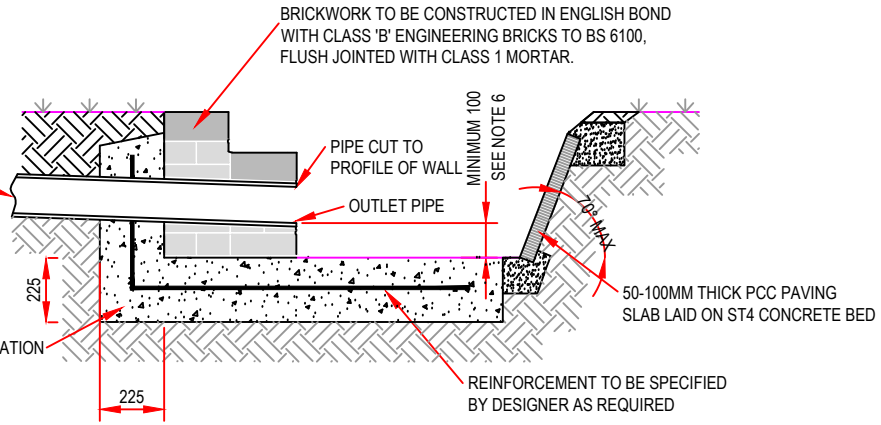

HEADWALL SECTION OUTFALL TO SIDE OF DITCH

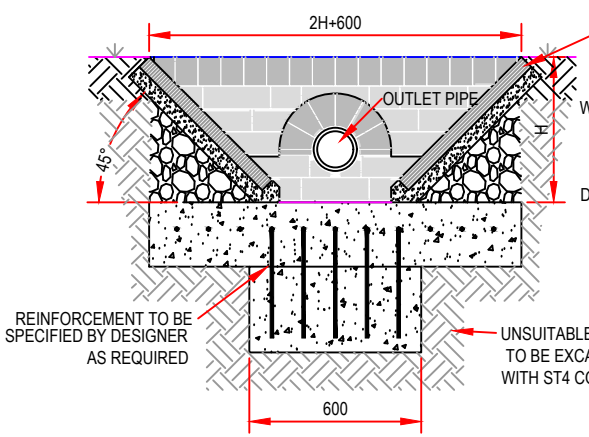

ELEVATION OF HEADWALL OUTFALL TO END OF DITCH

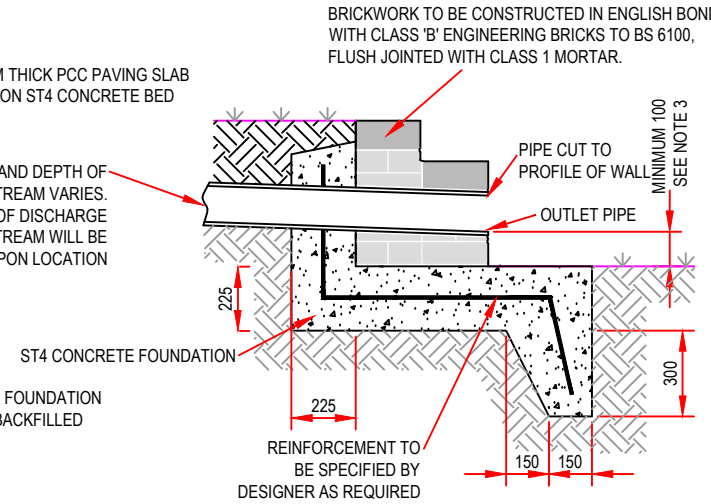

HEADWALL SECTION OUTFALL TO POND / END OF DITCH

NOTES

1. ALL DRAINAGE WORKS SHALL BE IN ACCORDANCE WITH NYC SPECIFICATION SECTION 05.
2. PIPE BEDDING, LAYING AND BACKFILLING SHALL BE IN ACCORDANCE WITH NYC SPECIFICATION SECTION 05.
3. EXTENT OF OUTLET PROTECTION TO BE THE GREATER OF 1500MM OR PIPE DIAMETER + 1200mm SPANNING THE OUTLET PIPE.
4. HEADWALL DESIGN AND LOCATION SHALL BE SUBJECT TO APPROVAL BY THE RELEVANT AUTHORITY (LLFA / ENVIRONMENT AGENCY / IDB WHERE APPLICABLE).
5. HEADWALL DESIGN MAY NEED TO BE ADJUSTED TO ON SITE CONDITIONS FOLLOWING APPROVAL FROM NYC ENGINEER.
6. FOR VEHICULAR CROSSINGS OF DITCHES PIPES SHALL BE MIN 450mm DIA. AND BE SET TO INVERT OF DITCH. DITCH TO BE REGRADED TO ACHIEVE SATISFACTORY FALLS.
7. FOR H>600 APPROPRIATE VEHICULAR OR PEDESTRIAN CONTAINMENT SHALL BE INSTALLED.
8. THE NEAREST EDGE OF ANY CARRIAGEWAY SHALL BE SET BACK AT LEAST H FROM THE BASE OF THE DITCH
9. ALL EXPOSED PIPEWORK TO BE UV STABLE
10. ALL DIMENSIONS IN MILLIMETRES

Do not scale

REVISIONS	
VERSION	DETAILS
A	REVISED IN ACCORDANCE WITH NYC SPECIFICATION FOR HOUSING AND INDUSTRIAL ESTATE ROADS AND PRIVATE STREET WORKS, APRIL 2025

NORTH YORKSHIRE COUNCIL
Environment Directorate

PROJECT: STANDARD DETAILS

DRAWING TITLE: C13 - BRICK HEADWALL

DATE: SEPTEMBER 2025

SCALE: Not to Scale

Revision A

© Crown Copyright North Yorkshire Council

ORIGINAL DRAWING SIZE A4