

# Hambleton Adult Social Care Profile

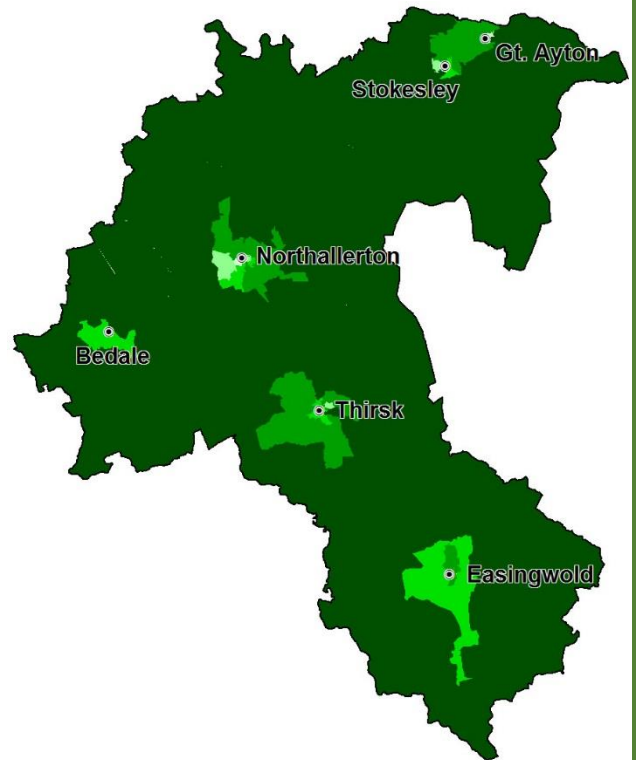
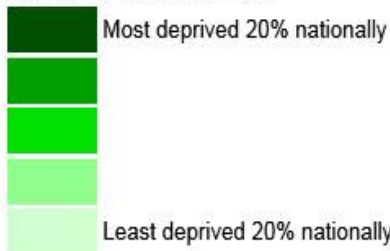
## Population

### Geographical Barriers to Services

Part of the Indices of Deprivation 2019, the Geographical Barriers to Service sub-domain ranks all Lower Super Output Areas (LSOAs) in England in terms of road distances to services including a GP surgery, supermarket or convenience store, primary school and post office.

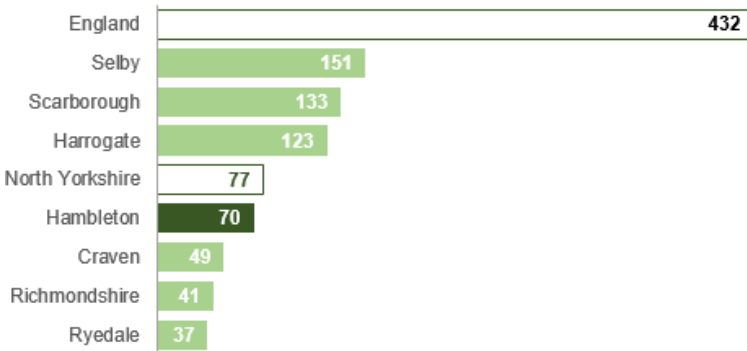
Large areas of North Yorkshire are covered by LSOAs within the most deprived 20% in England for this measure.

#### LSOA national quintile



Ordnance Survey Map Data: © Crown Copyright. 100017946. (2021)

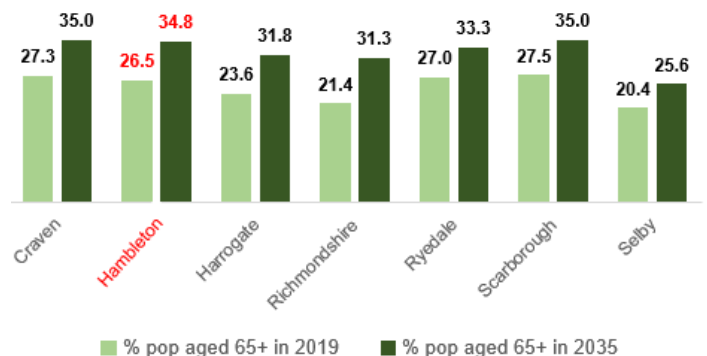
#### Population density (people per sq km, ONS MYE 2019)



- Population density is lower than the North Yorkshire average and considerably lower than that of England overall.
- Outside the market towns much of the district is covered by areas which fall within the 20% most deprived neighbourhoods (LSOAs) in England in terms of Geographical Barriers to Services. 52.1% of the population live in these very rural areas.
- 17.3% of the LSOAs in Hambleton are within the 10% most deprived in North Yorkshire for this indicator.

- 26.5% of the population are aged 65+, higher than the North Yorkshire average (24.7%) and the national average (18.4%).
- This is expected to increase to 34.8% by 2035, a greater increase than the county average which is expected to reach 32.2% for North Yorkshire as a whole.
- Life expectancy at birth is 81.8 years for males and 84.8 years for females, 1.2 and 0.4 years longer than the North Yorkshire averages respectively.

#### % population aged 65+ in 2019 and 2035



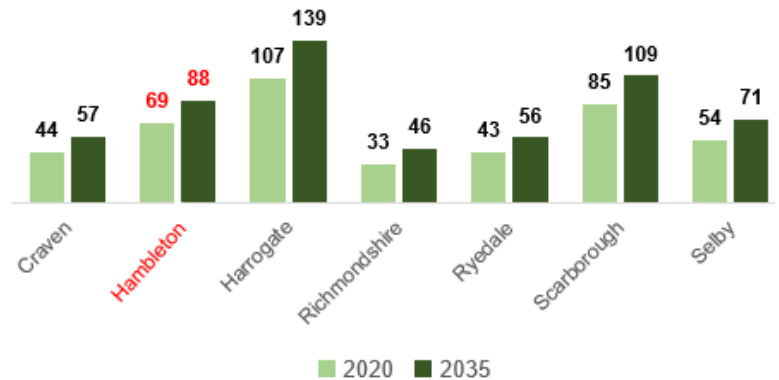
Source: ONS 2019 population estimates & 2018-based population projections

## Health

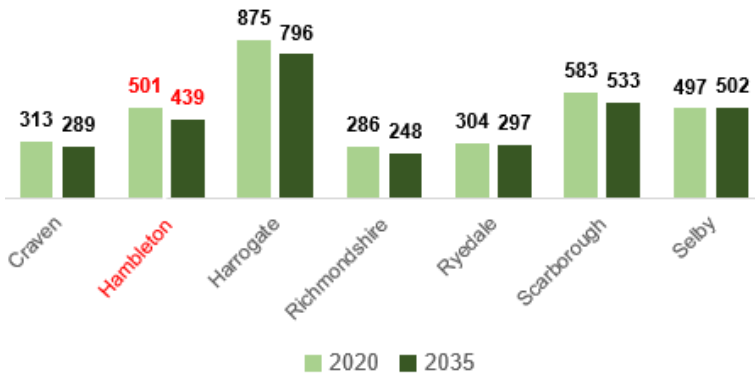
- 277 people aged 18-64 are thought to have a moderate or severe learning disability in 2020.
- This is expected to fall to 256 by 2035.
- For those aged 65+ the number is expected to increase from 69 to 88 people over the same period.
- These figures are based on national rates applied to the population of the district.
- 229 people have an open service with a Primary Support Reason (PSR) of Learning Disability (Q4 2020/21).

Source: POPPI & PANSI

People aged 65+ predicted to have a moderate or severe learning disability in 2020 and in 2035



People aged 18-64 predicted to have a serious personal care disability



- 501 people aged 18-64 have a serious personal care disability in 2020. This is expected to reduce to 439 people by 2035.
- These figures are based on national rates from PANSI which have been applied to the population of the district.
- 581 clients have a PSR of either physical or sensory support (Q4 2020/21).
- Of those, 524 are for Personal Care. A further 39 are for Access and Mobility Only and an additional 18 for Sensory Support.

- 56.3% of dementia cases aged 65 and over are estimated to have been diagnosed (PHE, 2020).
- This is lower than both the national and North Yorkshire averages.
- The number of people aged 65+ with dementia is expected to increase from 1,677 in 2020 to 2,453 by 2035 (POPPI).
- 118 clients have a recorded health condition of dementia, 47 of whom are in permanent placements (Q4 2020/21, LLA).
- 18 providers are currently approved to provide dementia care across the Hambleton & Richmondshire locality (Q4 2020/21).

Dementia diagnosis rate (age 65+), 2020 (% of estimated cases)

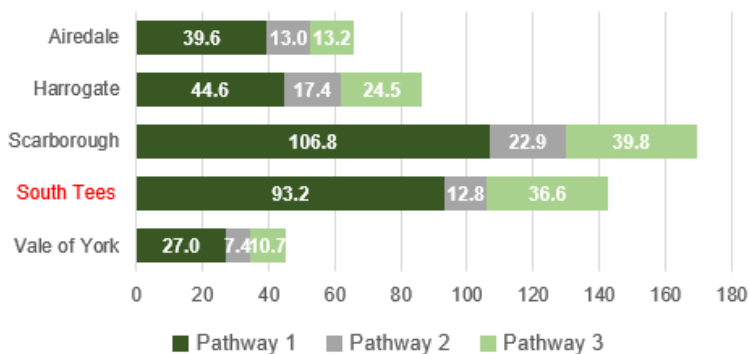


## Public Health England Profile - key issues for adult social care

- 68.8% of people aged 17+ with diabetes are estimated to have received a diagnosis. This is significantly below the national average (78.0%) in 2018.
- For more details see the [Hambleton Health Profile](#) from Public Health England.

## Hospital Discharges

Hospital discharge pathways (rate per 10,000 adults) by Command Centre 2020/21



- 93.2 people per 10,000 adults were discharged from hospital to home with social care input in the South Tees Command Centre area in 2020/21, on the Home First Pathway 1.
- This equates to 853 clients - the second largest number and the second highest rate in North Yorkshire.
- A further 117 people were discharged to a short-term, bed-based setting (Pathway 2) while 335 were discharged to a care setting to meet complex needs (Pathway 3).

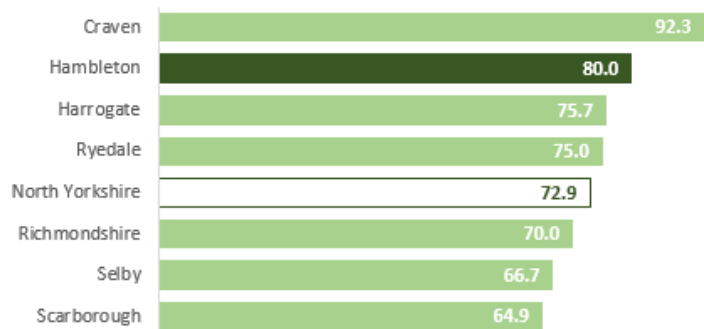
## Provision

- 20 approved residential and nursing care providers operate within Hambleton district.
- 70.0% of those providers who have received a CQC rating were rated good or outstanding Q4 2020/21. This is the lowest rate in the county and substantially lower than the North Yorkshire average (82.7%).

% Residential & nursing locations rated Good or Outstanding (Q4 2020/21)



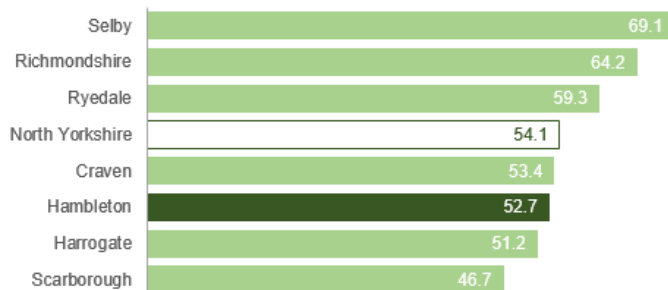
% Domiciliary care providers rated Good or Outstanding (Q4 2020/21)



- 25 approved domiciliary care providers operate within Hambleton district.
- 80.0% of those providers who have received a CQC rating were rated good or outstanding in Q4 2020/21. This is higher than the North Yorkshire average (72.9%).

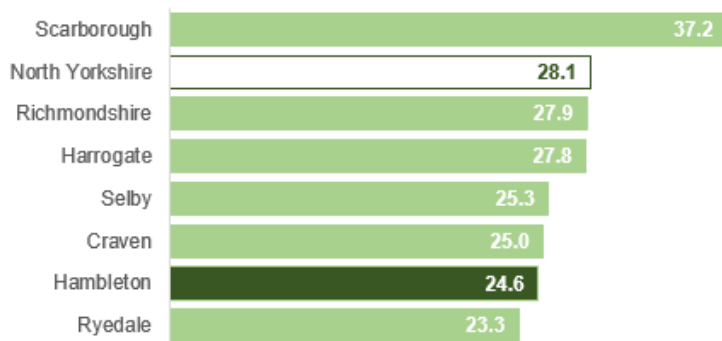
- There are 10 residential homes (264 beds) and 10 nursing homes (443 beds) across Hambleton district (Q4 2020/21).
- Across the Hambleton and Richmondshire locality residential homes have an occupancy rate of 79% (93 vacancies) while nursing homes have an occupancy rate of 93% (40 vacancies) in Q2 2020/21.
- Care home residents aged 65+ (with or without nursing) are projected to increase from 550 in 2020 to 840 by 2035, a 52.7% increase (POPPI), which is lower than the North Yorkshire average increase.

Predicted % increase 2020-35 in people aged 65+ living in a care home with or without nursing (POPPI)



## Services

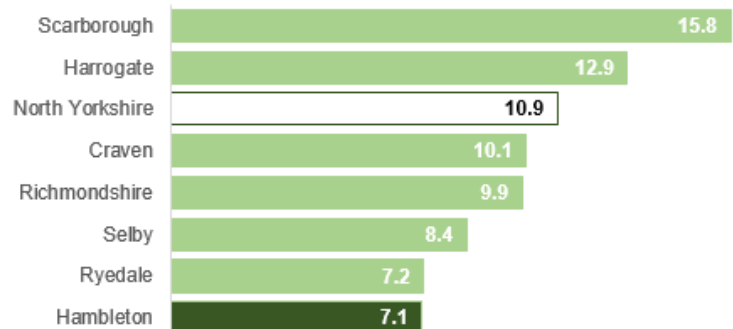
Open weekly services per 1,000 pop aged 65+ (Q4 2020/21)



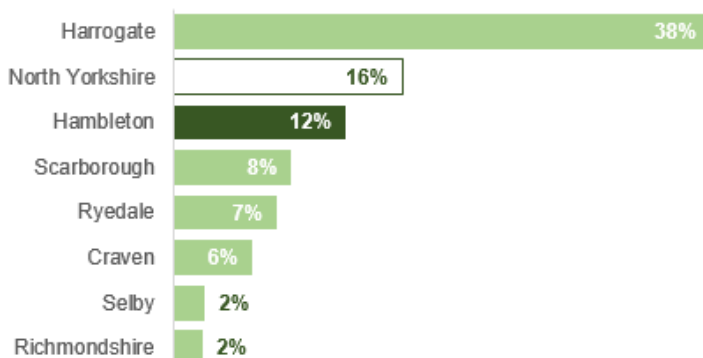
- 24.6 people per 1,000 aged 65+ receive a service in Q4 2020/21, the second lowest rate in the county.
- This equates to 597 people accessing care.
- The rate increases to 42.4 at age 75+ and to 93.2 at age 85+, all of which are amongst the lowest rates in the county.
- There are 63.7 domiciliary care cases per 10,000 adults, which is higher than the North Yorkshire average of 55.3.
- 7 domiciliary care packages are unsourced across the Hambleton and Richmondshire locality, from a total of 35 across the county in Q4 2020/21.

- 7.1 people per 1,000 aged 65+ are in local authority funded residential or nursing care placements.
- This is the lowest rate in North Yorkshire and considerably below the county average (10.9).
- Clients with a PSR of 'Physical Support' make up 70.7% of those in residential & nursing placements, considerably more than the county average (59.0%).
- There are no residential & nursing clients with a PSR of 'social support' in Q4 2020/21. The North Yorkshire average is 1.4% of clients.

Persons per 1,000 aged 65+ in residential & nursing care (Q4 2020/21)



Residential & nursing placements over £1k for ages 65+ (Q4 2020/21)



- 12% of residential & nursing places for ages 65+ cost in excess of £1,000 per week, substantially fewer than the county average (16%).
- 21% of residential placements are in excess of £1,000. This is below the county average (23%).
- 8% of nursing placements are in excess of £1,000, amongst the lowest levels in North Yorkshire, which average 13% across the county (LAA, Q4 2020/21).
- The average duration of residential / nursing services is 2.6 years during Q4 2020/21, shorter than the county average (3.2 years).

*Produced by Strategy and Performance, Health & Adult Services, NYCC – June 2021*